

DSP Gold ETF

Exchange Traded Fund | Commodity

Fund Details

Fund Information

An open ended exchange traded fund replicating/tracking domestic prices of Gold.



Inception Date

Apr 28, 2023



Total AUM

as of Jun 30, 2026

₹2,310.07 Crs



NAV

as of Jul 07, 2026

Direct: ₹ 139.02



Expense Ratio

as of Jul 07, 2026

Direct: 0.45%

Exit Load:

Nil

Benchmark

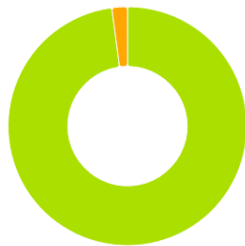
Price of Gold

Fund Managers

Names	Years of Experience	Managing Since
Ravi Gehani	11 Years	Managing this fund since April 2023.

Portfolio As of Jun 30, 2026

Asset Allocation



- Debt
2.1%
- Commodity
97.9%

Holdings

Cash & cash equivalents	2.1%
-------------------------	------

Commodities (97.9%)

Holdings

GOLD	97.9%
------	-------

Indicators

NSE/BSE Symbol	GOLDADD
BSE Script Code	543903
Ideal Holding Period	10 Years+

Performance (Direct Plan)

	1 Year		3 Years		5 Years		Since Inception	
	Fund	Benchmark	Fund	Benchmark	Fund	Benchmark	Fund	Benchmark
Lumpsum	48.79%	50.51%	33.96%	35.35%	30.57%	31.64%	30.57%	31.64%

Source : Internal, data as of Jul 07, 2026

It is not possible to invest directly in an index. Benchmark^ Price of Gold. Date of allotment April 28, 2023. **Past performance may or may not be sustained in future and should not be used as a basis for comparison with other investments.** For performance in SEBI prescribed format, please visit <https://www.dspim.com/invest/mutual-fund-schemes/exchange-traded-funds/gold-etf/dsgle-direct-growth>

Rolling Returns (Direct Plan) - Lumpsum

Time Period	Minimum	Median	Maximum	% times -ve returns	% times returns > 7%
6 Months	-2.4%	17.9%	76.8%	1.4%	78.5%
1 Year	13.3%	33.8%	113.5%	0%	100%
3 Years	32.3%	34.5%	36.7%	0%	100%

Source : Internal, data as of Jul 07, 2026

The frequency of calculating rolling returns in the above table is 6M, 1Y, 3Y, 5Y and 10Y rolling returns on a daily basis since the inception of the fund. To illustrate, 1Y column shows average, minimum and maximum 1Y rolling returns (calculated on daily basis) an investor would have received if the investor had invested in the fund anytime since inception. % times negative returns' shows %times 6M, 1Y, 3Y, 5Y and 10Y rolling returns have been negative since inception of the fund.

Funds Managed by Ravi Gehani

Scheme Name	Managing Since	1 Year		3 Years		5 Years	
		Fund	Benchmark	Fund	Benchmark	Fund	Benchmark
DSP Multi Asset Allocation Fund	Sep 27, 2023	16.07%	15.32%	-	-	-	-
DSP Gold ETF	Apr 28, 2023	45.62%	47.23%	33.1%	34.41%	-	24.8%
DSP Silver ETF	Aug 19, 2022	109.34%	112.94%	46.91%	48.78%	-	-

Period for which fund's performance has been provided is computed based on last day of the month-end preceding the date of advertisement. Different plans shall have a different expense structure. The performance details provided herein are of Direct Plan - Growth Option. **Past performance may or may not be sustained in future and should not be used as a basis for comparison with other investments.**

Disclaimer

SEBI Registration No: MF/036/97/7

NSE Disclaimer: It is to be distinctly understood that the permission given by NSE should not in any way be deemed or construed that the Scheme Information Document has been cleared or approved by NSE nor does it certify the correctness or completeness of any of the contents of the Draft Scheme Information Document. The investors are advised to refer to the Scheme Information Document for the full text of the 'Disclaimer Clause of NSE'.

BSE Disclaimer: It is to be distinctly understood that the permission given by BSE Limited should not in any way be deemed or construed that the SID has been cleared or approved by BSE Limited nor does it certify the correctness or completeness of any of the contents of the SID. The investors are advised to refer to the SID for the full text of the Disclaimer clause of the BSE Limited.

This email/note is for information purposes only. The recipient of this material should consult an investment /tax advisor before making an investment decision. In this material DSP Asset Managers Pvt. Ltd. (the AMC) has used information that is publicly available, including information developed in-house and is believed to be from reliable sources. The AMC nor any person connected does not warrant the completeness or accuracy of the information and disclaims all liabilities, losses and damages arising out of the use of this information. Data provided is as on **June 30, 2026** (unless otherwise specified and are subject to change without notice). **Past performance may or may not be sustained in the future and should not be used as a basis for comparison with other investments. There is no assurance of any returns/capital protection/capital guarantee to the investors in above mentioned scheme.**

For complete details on investment objective, investment strategy, asset allocation, scheme specific risk factors and more details, please read the Scheme Information Document, and Key Information Memorandum of the scheme available on ISC of AMC and also available on www.dspim.com.

*Expense ratio is subject to change in future depending on various factors

Portfolio details are as on **June 30, 2026**. Portfolio Allocation will be based on the prevailing market conditions and is subject to changes depending on the fund manager's view of the equity markets.

Large-caps are defined as top 100 stocks on market capitalization, mid-caps as 101-250, small-caps as 251 and above.

All logos used in the image are trademarks™ or registered® trademarks of their respective holders. Use of them does not imply any affiliation with or endorsement by them.

The sector(s)/stock(s)/issuer(s) mentioned in this document do not constitute any recommendation of the same and the Fund may or may not have any future position in these sector(s)/stock(s)/issuer(s).

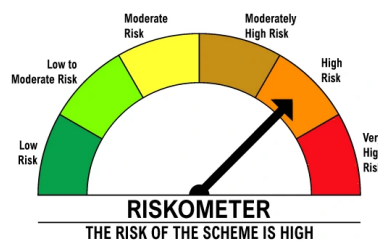
Mutual Fund investments are subject to market risks, read all scheme related documents carefully.

Product Suitability

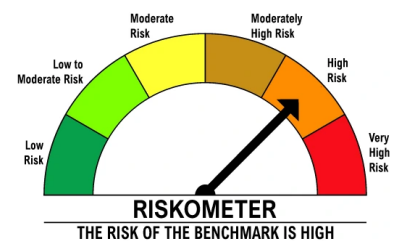
This product is suitable for investors who are seeking*

- Capital appreciation over long term.
- Investment in gold in order to generate returns similar to the performance of gold, subject to tracking error.

Scheme Riskometer



Benchmark^ Riskometer



An open ended exchange traded fund replicating/tracking domestic prices of Gold.

*Investors should consult their financial advisers if in doubt about whether the Scheme is suitable for them.

^ Benchmark : Price of Gold