

# DSP Mid Cap Fund

Equity | Diversified | Mid Cap Fund

## Fund Details

### Fund Information

An open ended equity scheme predominantly investing in mid cap stocks



Inception Date

Nov 14, 2006



Total AUM

as of May 31, 2026

₹19,672.97 Crs



NAV

as of Jul 03, 2026

Regular: ₹ 154.00

Direct: ₹ 172.78



Expense Ratio

as of Jul 03, 2026

Regular: 1.71%

Direct: 0.79%

#### Exit Load:

1% upto 12 Months

### Benchmark

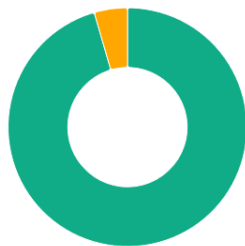
Nifty Midcap 150 TRI

### Fund Managers

Names	Years of Experience	Managing Since
Vinit Sambre	28 Years	Managing this fund since July 2012.
Abhishek Ghosh	18 Years	Managing this fund since September 2022.

## Portfolio As of May 31, 2026

### Asset Allocation



Equity  
95.5%

Debt  
4.5%

## Indian - Equity (95.5%)

### Market Cap

Mid Cap	71%	Small Cap	13.5%
Large Cap	15.5%		

### Sectors

Auto Components	10.9%	Capital Markets	4.7%
Industrial Products	9.1%	Fertilizers & Agrochemicals	4.1%
Finance	8.5%	Consumer Durables	3.9%
Banks	7.6%	Telecom - Services	3.7%
IT - Software	6.6%	Rest	31.2%
Pharmaceuticals & Biotechnology	4.9%		

### Holdings

Coforge Limited	3.9%	The Phoenix Mills Limited	2.4%
Cholamandalam Investment and Finance Company Limited	2.7%	IPCA Laboratories Limited	2.3%
Fortis Healthcare Limited	2.7%	Voltas Limited	2.3%
Nippon Life India Asset Management Limited	2.5%	The Federal Bank Limited	2.3%
Max Financial Services Limited	2.5%	Rest	69.5%
Bharat Forge Limited	2.4%		

## Indian - Debt (4.5%)

### Instrument Break-up

TREPS	100%
-------	------

### Credit Rating Profile

Cash & Equivalent	100%
-------------------	------

### Holdings

TREPS / Reverse Repo Investments	4.3%	Cash & cash equivalents	0.2%
----------------------------------	------	-------------------------	------

## Indicators

Options	Growth   IDCW
Portfolio Turnover Ratio	0.2238 last 12 months
Ideal Holding Period	10 Years+

## Performance (Direct Plan - Growth Option)

	1 Year		3 Years		5 Years		Since Inception	
	Fund	Benchmark	Fund	Benchmark	Fund	Benchmark	Fund	Benchmark
Lumpsum	4.86%	4.79%	18.92%	20.15%	13.3%	18.22%	17.13%	18.27%
SIP	12.81%	12.99%	11.28%	11.95%	14.99%	17.49%	16.84%	19.00%

Source : Internal, data as of Jul 03, 2026

It is not possible to invest directly in an index. Benchmark^ Nifty Midcap 150 TRI. Date of allotment November 14, 2006. **Past performance may or may not be sustained in future and should not be used as a basis for comparison with other investments.** For performance in SEBI prescribed format, please visit <https://www.dspim.com/invest/mutual-fund-schemes/equity-funds/mid-cap-fund/dspism-direct-growth>

## Rolling Returns (Direct Plan - Growth Option) - Lumpsum

Time Period	Minimum	Median	Maximum	% times -ve returns	% times returns > 7%
6 Months	-47.4%	6.9%	111.6%	31.6%	49.6%
1 Year	-60.4%	11.9%	163.6%	27.6%	60.3%
3 Years	-7.6%	17%	43.3%	3.7%	87.1%
5 Years	3%	16.5%	30.5%	0%	96.4%
10 Years	10.5%	16.7%	24.9%	0%	100%

Source : Internal, data as of Jul 03, 2026

The frequency of calculating rolling returns in the above table is 6M, 1Y, 3Y, 5Y and 10Y rolling returns on a daily basis since the inception of the fund. To illustrate, 1Y column shows average, minimum and maximum 1Y rolling returns (calculated on daily basis) an investor would have received if the investor had invested in the fund anytime since inception. % times negative returns' shows %times 6M, 1Y, 3Y, 5Y and 10Y rolling returns have been negative since inception of the fund.

## Funds Managed by Vinit Sambre

Scheme Name	Managing Since	1 Year		3 Years		5 Years	
		Fund	Benchmark	Fund	Benchmark	Fund	Benchmark

DSP Mid Cap Fund	Jul 01, 2012	2.59%	4.22%	17.45%	20.03%	12.2%	18.28%
DSP Small Cap Fund	Jun 01, 2010	7.86%	-0.22%	18.71%	17.74%	18.22%	16.15%
<p>Period for which fund's performance has been provided is computed based on last day of the month-end preceding the date of advertisement Different plans shall have a different expense structure. The performance details provided herein are of Direct Plan - Growth Option. <b>Past performance may or may not be sustained in future and should not be used as a basis for comparison with other investments.</b></p>							

### Funds Managed by Abhishek Ghosh

Scheme Name	Managing Since	1 Year		3 Years		5 Years	
		Fund	Benchmark	Fund	Benchmark	Fund	Benchmark
DSP Mid Cap Fund	Sep 01, 2022	2.59%	4.22%	17.45%	20.03%	12.2%	18.28%
<p>Period for which fund's performance has been provided is computed based on last day of the month-end preceding the date of advertisement Different plans shall have a different expense structure. The performance details provided herein are of Direct Plan - Growth Option. <b>Past performance may or may not be sustained in future and should not be used as a basis for comparison with other investments.</b></p>							

## Disclaimer

SEBI Registration No: MF/036/97/7

The investment approach / framework/ strategy / portfolio / other data mentioned herein are dated and currently followed by the scheme and the same may change in future depending on market conditions and other factors.

The SIP returns are calculated by XIRR approach assuming investment of Rs. 10,000/- on the 1st working day of every month. XIRR helps in calculating return on investments given an initial and final value and a series of cash inflows and outflows with the correct allowance for the time impact of the transactions. Load is not taken into consideration for computation of performance.

This email/note is for information purposes only. The recipient of this material should consult an investment/tax advisor before making an investment decision. In this material DSP Asset Managers Pvt. Ltd. (the AMC) has used information that is publicly available, including information developed in-house and is believed to be from reliable sources. The AMC nor any person connected does not warrant the completeness or accuracy of the information and disclaims all liabilities, losses and damages arising out of the use of this information. Data provided is as on **May 31, 2026** (unless otherwise specified and are subject to change without notice). **Past performance may or may not be sustained in the future and should not be used as a basis for comparison with other investments. There is no assurance of any returns/capital protection/capital guarantee to the investors in above mentioned scheme.**

For complete details on investment objective, investment strategy, asset allocation, scheme specific risk factors and more details, please read the Scheme Information Document, and Key Information Memorandum of the scheme available on ISC of AMC and also available on [www.dspim.com](http://www.dspim.com).

\*Expense ratio is subject to change in future depending on various factors

Portfolio details are as on **May 31, 2026**. Portfolio Allocation will be based on the prevailing market conditions and is subject to changes depending on the fund manager's view of the equity markets.

Large-caps are defined as top 100 stocks on market capitalization, mid-caps as 101-250, small-caps as 251 and above.

All logos used in the image are trademarks™ or registered® trademarks of their respective holders. Use of them does not imply any affiliation with or endorsement by them.

The sector(s)/stock(s)/issuer(s) mentioned in this document do not constitute any recommendation of the same and the Fund may or may not have any future position in these sector(s)/stock(s)/issuer(s).

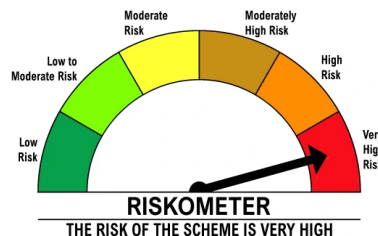
**Mutual Fund investments are subject to market risks, read all scheme related documents carefully.**

### Product Suitability

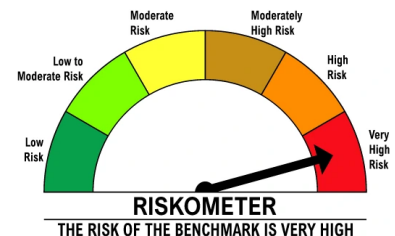
This product is suitable for investors who are seeking\*

- Long-term capital growth
- Investment in equity and equity-related securities predominantly of midcap companies

### Scheme Riskometer



### Benchmark^ Riskometer



An open ended equity scheme predominantly investing in mid cap stocks

\*Investors should consult their financial advisors if in doubt about whether the scheme is suitable for them.

^ Benchmark : Nifty Midcap 150 TRI