

















Sr No	Particulars			DSPN50ETF	DSPNM150Q50ETF	DSPGIOEFOF		DSPNSPG2028IF		DSPNM150Q50IF		DSPSETF	DSPNBETF
				Direct	Direct	Regular	Direct	Regular	Direct	Regular	Direct	Direct	Direct
1.1	Unit Capital at the beginning of the half year / period	[Rs. in Crores]		6.01	4.18	480.89	153.78	375.56	1248.99	79.60	244.79	105.79	115.86
1.2	Unit Capital at the end of the half year / period	[Rs. in Crores]		8.65	4.01	490.53	147.28	334.72	980.14	73.49	245.26	74.45	114.18
2	Reserves and Surplus	[Rs. in Crores]		193.51	81.44	387.04	126.28	98.19	295.28	17.45	65.55	1556.71	471.10
3.1	Total Net Assets at the beginning of the half year / period	[Rs. in Crores]		154.41	101.19	877.27	289.95	474.54	1586.72	112.17	352.11	1449.76	646.06
3.2	Total Net Assets at the end of the half year / period	[Rs. in Crores]		202.16	85.45	877.57	273.56	432.91	1275.42	90.94	310.81	1631.16	585.28
4.1	NAV at the beginning of the half year / period												
	Growth	[Rs. Per unit]		256.8296	242.0024	18.2428	18.8556	12.6357	12.7040	14.0947	14.3868	137.0412	55.7616
	Daily Reinvestment of Income Distribution cum Capital Withdrawal option (IDCW)	[Rs. Per unit]		NA	NA	NA	NA	NA	NA	NA	NA	NA	NA
	Weekly Payout/Reinvestment of Income Distribution cum Capital Withdrawal option (IDCW)	[Rs. Per unit]		NA	NA	NA	NA	NA	NA	NA	NA	NA	NA
	Monthly Payout/Reinvestment of Income Distribution cum Capital Withdrawal option (IDCW)	[Rs. Per unit]		NA	NA	NA	NA	NA	NA	NA	NA	NA	NA
	Quarterly Payout/Reinvestment of Income Distribution cum Capital Withdrawal option (IDCW)	[Rs. Per unit]		NA	NA	NA	NA	NA	NA	NA	NA	NA	NA
	Payout/Reinvestment of Income Distribution cum Capital Withdrawal option (IDCW)	[Rs. Per unit]		NA	NA	18.2428	18.8556	12.6357	12.7040	13.3778	13.6671	NA	NA
	Unclaimed Redemption	[Rs. Per unit]		NA	NA	NA	NA	NA	NA	NA	NA	NA	NA
	Unclaimed Redemption greater than 3 years	[Rs. Per unit]		NA	NA	NA	NA	NA	NA	NA	NA	NA	NA
	Unclaimed Income Distribution cum Capital Withdrawal	[Rs. Per unit]		NA	NA	NA	NA	NA	NA	NA	NA	NA	NA
	Unclaimed Income Distribution cum Capital Withdrawal greater than 3 years	[Rs. Per unit]		NA	NA	NA	NA	NA	NA	NA	NA	NA	NA
4.2	NAV at the end of the half year / period												
	Growth	[Rs. Per unit]		233.6613	213.2676	17.8902	18.5736	12.9335	13.0127	12.3791	12.6749	219.0929	51.2594
	Daily Reinvestment of Income Distribution cum Capital Withdrawal option (IDCW)	[Rs. Per unit]		NA	NA	NA	NA	NA	NA	NA	NA	NA	NA
	Weekly Payout/Reinvestment of Income Distribution cum Capital Withdrawal option (IDCW)	[Rs. Per unit]		NA	NA	NA	NA	NA	NA	NA	NA	NA	NA
	Monthly Payout/Reinvestment of Income Distribution cum Capital Withdrawal option (IDCW)	[Rs. Per unit]		NA	NA	NA	NA	NA	NA	NA	NA	NA	NA
	Quarterly Payout/Reinvestment of Income Distribution cum Capital Withdrawal option (IDCW)	[Rs. Per unit]		NA	NA	NA	NA	NA	NA	NA	NA	NA	NA
	Payout/Reinvestment of Income Distribution cum Capital Withdrawal option (IDCW)	[Rs. Per unit]		NA	NA	17.8902	18.5736	12.9335	13.0127	11.1212	12.0409	NA	NA
	Unclaimed Redemption	[Rs. Per unit]		NA	NA	NA	NA	NA	NA	NA	NA	NA	NA
	Unclaimed Redemption greater than 3 years	[Rs. Per unit]		NA	NA	NA	NA	NA	NA	NA	NA	NA	NA
	Unclaimed Income Distribution cum Capital Withdrawal	[Rs. Per unit]		NA	NA	NA	NA	NA	NA	NA	NA	NA	NA
	Unclaimed Income Distribution cum Capital Withdrawal greater than 3 years	[Rs. Per unit]		NA	NA	NA	NA	NA	NA	NA	NA	NA	NA
4.3	IDCW paid per unit during the half-year / period--	[Rs.]											
	Daily Reinvestment of Income Distribution cum Capital Withdrawal option (IDCW)			NA	NA	NA	NA	NA	NA	NA	NA	NA	NA
	Weekly Payout/Reinvestment of Income Distribution cum Capital Withdrawal option (IDCW)			NA	NA	NA	NA	NA	NA	NA	NA	NA	NA
	Monthly Payout/Reinvestment of Income Distribution cum Capital Withdrawal option (IDCW)			NA	NA	NA	NA	NA	NA	NA	NA	NA	NA
	Quarterly Payout/Reinvestment of Income Distribution cum Capital Withdrawal option (IDCW)			NA	NA	NA	NA	NA	NA	NA	NA	NA	NA
	Payout/Reinvestment of Income Distribution cum Capital Withdrawal option (IDCW)			NA	NA	-	-	-	-	0.7000	-	NA	NA
	<b>INCOME</b>												
5.1	Dividend	[Rs. in Crores]		0.75	0.60	2.40				2.77			
5.2	Interest**	[Rs. in Crores]		@@-	@@-	0.72		72.61		0.03		0.05	0.03
5.3	Profit/(Loss) on sale/redemption of investments (other than inter-scheme transfer/sale)	[Rs. in Crores]		1.48	4.66	12.27		(1.43)		10.46		606.31	21.26
5.4	Profit/(Loss) on inter-scheme transfer/sale of investments	[Rs. in Crores]		-	-	-		-		-		-	-
5.5	Other Income (indicating nature)++	[Rs. in Crores]		(24.81)	(16.67)	(30.53)		(21.75)		(66.97)		275.84	(71.09)
5.6	<b>Total Income (5.1 to 5.5)</b>	[Rs. in Crores]		<b>(22.58)</b>	<b>(11.41)</b>	<b>(15.14)</b>		<b>49.43</b>		<b>(53.71)</b>		<b>882.20</b>	<b>(49.80)</b>
6.1	<b>EXPENSES</b>												
	Expenses												
	-Commission	[Rs. in Crores]		-	-	4.01		0.32		0.35		-	-
	-Other Expenses ###	[Rs. in Crores]		0.10	0.12	0.57		0.14		0.12		0.40	0.66
6.2	Management Fees	[Rs. in Crores]		0.02	0.10	1.22		0.39		0.22		0.38	0.85
6.3	Trustee Fees	[Rs. in Crores]		@@-	@@-	0.01		@@-		@@-		@@-	0.01
6.4	<b>Total Recurring Expenses (including 6.1, 6.2 and 6.3) ###</b>	[Rs. in Crores]		<b>0.12</b>	<b>0.22</b>	<b>5.81</b>		<b>0.68</b>		<b>1.21</b>		<b>0.59</b>	<b>1.04</b>
6.5	Percentage of Management Fees to daily net assets at plan level for the half year [% p.a.]			0.03 %	0.20 %	0.27 %		0.10 %		0.21 %		0.21 %	0.09 %
6.6	Total Recurring expenses as a percentage of daily net assets at plan level for the half year [% p.a.]			0.07%	0.30%	1.29%		0.40%		0.30%		0.40%	0.15%
7.1	Returns during the half-year (absolute) [(+) (-)] **			(9.02)%	(11.87)%	(1.93)%		(1.50)%		2.36%		2.43%	(8.07)%
	Returns during the half-year (absolute) [(+) (-)] - Benchmark			(9.02)%	(11.76)%	4.61%		5.12%		5.12%		(11.76)%	(7.98)%
7.2	<b>Compounded Annualised yield in case of schemes in existence for more than 1 Year**</b>												
	(i) Last 1 year [%]			(4.03)%	(5.05)%	28.02%		29.16%		6.59%		6.75%	(1.90)%
	(i) Last 1 year [%] - Benchmark			(3.97)%	(4.77)%	29.67%		29.67%		6.90%		6.90%	(1.72)%
	(ii) Last 3 years [%]			9.95%	11.40%	22.88%		23.97%		7.46%		7.62%	8.09%
	(ii) Last 3 years [%] - Benchmark			10.03%	11.71%	21.47%		21.47%		7.81%		7.81%	8.28%
	(iii) Last 5 years [%]			NA	NA	NA		NA		NA		NA	NA
	(iii) Last 5 years [%] - Benchmark			NA	NA	NA		NA		NA		NA	NA
	(iv) Since launch of the scheme [%] @			7.62%	4.95%	15.14%		16.19%		6.59%		6.75%	5.28%
	(iv) Since launch of the scheme [%] - Benchmark			7.72%	5.20%	15.57%		15.57%		6.95%		6.95%	5.44%
7.3	Launch date @			23-Dec-21	23-Dec-21	14-Feb-22		14-Feb-22		21-Mar-22		21-Mar-22	3-Jan-23
7.4	Benchmark Index			Nifty 50 TRI	Nifty Midcap 150 Quality 50 TRI	MSCI All Country World Index - Net Total Return		Nifty SDL Plus G-Sec Jun 2028 30:70 Index		Nifty Midcap 150 Quality 50 TRI		Domestic Price of Physical Silver (based on London Bullion Market association (LBMA) Silver daily spot fixing price.)	Nifty Bank TRI
8	Provision for Doubtful Income/Debts	[Rs. in Crores]		-	-	-		-		-		-	-
9	Payments to associate/group companies (if applicable - Refer Note 4(a))	[Rs. in Crores]		-	-	-		-		-		-	-
10	Investments made in associate/group companies (if applicable) <sup>555</sup>	[Rs. in Crores]		-	-	-		-		-		-	-





Sr No	Particulars		DSPBFSF		DSPNS250Q50IF		DSPMTCF		DSPNHCETF	DSPUSTFOF		DSPLRETF (Erstwhile known as DSPS&PLRETF)	DSPNBIF	
			Regular	Direct	Regular	Direct	Regular	Direct	Direct	Regular	Direct	Direct	Regular	Direct
1.1	Unit Capital at the beginning of the half year / period	[Rs. in Crores]	881.74	189.12	61.87	181.37	2004.61	104.06	0.75	2.37	2096.45	15.94	29.82	
1.2	Unit Capital at the end of the half year / period	[Rs. in Crores]	1020.28	205.36	68.94	218.02	2183.75	118.03	0.88	2.31	52.62	1411.94	18.25	31.60
2	Reserves and Surplus	[Rs. in Crores]	256.86	60.57	(4.06)	(9.41)	80.79	8.02	11.70	0.58	13.15	169.29	0.36	1.00
3.1	Total Net Assets at the beginning of the half year / period	[Rs. in Crores]	1164.03	256.45	69.45	206.23	2408.30	128.20	10.63	2.76	61.48	2291.64	17.74	33.48
3.2	Total Net Assets at the end of the half year / period	[Rs. in Crores]	1277.14	265.93	64.88	208.61	2264.54	126.05	12.58	2.89	65.77	1581.23	18.61	32.60
4.1	NAV at the beginning of the half year / period													
	Growth	[Rs. Per unit]	13.2010	13.5650	11.2317	11.3708	12.0140	12.3190	142.3914	11.6377	11.6466	1,093.1070	11.1326	11.2302
	Daily Reinvestment of Income Distribution cum Capital Withdrawal option (IDCW)	[Rs. Per unit]	NA	NA	NA	NA	NA	NA	NA	NA	NA	NA	NA	NA
	Weekly Payout/Reinvestment of Income Distribution cum Capital Withdrawal option (IDCW)	[Rs. Per unit]	NA	NA	NA	NA	NA	NA	NA	NA	NA	NA	NA	NA
	Monthly Payout/Reinvestment of Income Distribution cum Capital Withdrawal option (IDCW)	[Rs. Per unit]	NA	NA	NA	NA	NA	NA	NA	NA	NA	NA	NA	NA
	Quarterly Payout/Reinvestment of Income Distribution cum Capital Withdrawal option (IDCW)	[Rs. Per unit]	NA	NA	NA	NA	NA	NA	NA	NA	NA	NA	NA	NA
	Payout/Reinvestment of Income Distribution cum Capital Withdrawal option (IDCW)	[Rs. Per unit]	13.2010	12.5290	10.6221	11.3708	12.0140	12.3190	NA	11.6377	11.6466	NA	NA	NA
	Unclaimed Redemption	[Rs. Per unit]	NA	NA	NA	NA	NA	NA	NA	NA	NA	NA	NA	NA
	Unclaimed Redemption greater than 3 years	[Rs. Per unit]	NA	NA	NA	NA	NA	NA	NA	NA	NA	NA	NA	NA
	Unclaimed Income Distribution cum Capital Withdrawal	[Rs. Per unit]	NA	NA	NA	NA	NA	NA	NA	NA	NA	NA	NA	NA
	Unclaimed Income Distribution cum Capital Withdrawal greater than 3 years	[Rs. Per unit]	NA	NA	NA	NA	NA	NA	NA	NA	NA	NA	NA	NA
4.2	NAV at the end of the half year / period													
	Growth	[Rs. Per unit]	12.521	12.959	9.4186	9.5681	10.372	10.712	143.1452	12.4859	12.4986	1119.9000	10.1969	10.3183
	Daily Reinvestment of Income Distribution cum Capital Withdrawal option (IDCW)	[Rs. Per unit]	NA	NA	NA	NA	NA	NA	NA	NA	NA	NA	NA	NA
	Weekly Payout/Reinvestment of Income Distribution cum Capital Withdrawal option (IDCW)	[Rs. Per unit]	NA	NA	NA	NA	NA	NA	NA	NA	NA	NA	NA	NA
	Monthly Payout/Reinvestment of Income Distribution cum Capital Withdrawal option (IDCW)	[Rs. Per unit]	NA	NA	NA	NA	NA	NA	NA	NA	NA	NA	NA	NA
	Quarterly Payout/Reinvestment of Income Distribution cum Capital Withdrawal option (IDCW)	[Rs. Per unit]	NA	NA	NA	NA	NA	NA	NA	NA	NA	NA	NA	NA
	Payout/Reinvestment of Income Distribution cum Capital Withdrawal option (IDCW)	[Rs. Per unit]	11.469	10.918	8.9074	9.5681	9.572	9.822	NA	12.4859	12.4986	NA	NA	NA
	Unclaimed Redemption	[Rs. Per unit]	NA	NA	NA	NA	NA	NA	NA	NA	NA	NA	NA	NA
	Unclaimed Redemption greater than 3 years	[Rs. Per unit]	NA	NA	NA	NA	NA	NA	NA	NA	NA	NA	NA	NA
	Unclaimed Income Distribution cum Capital Withdrawal	[Rs. Per unit]	NA	NA	NA	NA	NA	NA	NA	NA	NA	NA	NA	NA
	Unclaimed Income Distribution cum Capital Withdrawal greater than 3 years	[Rs. Per unit]	NA	NA	NA	NA	NA	NA	NA	NA	NA	NA	NA	NA
4.3	IDCW paid per unit during the half-year / period--	[Rs.]												
	Daily Reinvestment of Income Distribution cum Capital Withdrawal option (IDCW)	[Rs.]	NA	NA	NA	NA	NA	NA	NA	NA	NA	NA	NA	NA
	Weekly Payout/Reinvestment of Income Distribution cum Capital Withdrawal option (IDCW)	[Rs.]	NA	NA	NA	NA	NA	NA	NA	NA	NA	NA	NA	NA
	Monthly Payout/Reinvestment of Income Distribution cum Capital Withdrawal option (IDCW)	[Rs.]	NA	NA	NA	NA	NA	NA	NA	NA	NA	NA	NA	NA
	Quarterly Payout/Reinvestment of Income Distribution cum Capital Withdrawal option (IDCW)	[Rs.]	NA	NA	NA	NA	NA	NA	NA	NA	NA	NA	NA	NA
	Payout/Reinvestment of Income Distribution cum Capital Withdrawal option (IDCW)	[Rs.]	1.100	1.100	-	-	0.900	1.000	NA	-	-	NA	NA	NA
<b>INCOME</b>														
5.1	Dividend	[Rs. in Crores]	2.02	-	1.91	-	11.83	-	0.02	-	-	-	-	-
5.2	Interest**	[Rs. in Crores]	1.64	-	0.03	-	2.90	-	@@-	0.01	@@-	51.22	0.01	-
5.3	Profit/(Loss) on sale/redemption of investments (other than inter-scheme transfer/sale)	[Rs. in Crores]	58.15	-	2.52	-	37.82	-	0.19	@@-	-	-	1.50	-
5.4	Profit/(Loss) on inter-scheme transfer/sale of investments	[Rs. in Crores]	-	-	-	-	-	-	-	-	-	-	-	-
5.5	Other Income (indicating nature)++	[Rs. in Crores]	(138.38)	-	(52.32)	-	(399.84)	-	(0.23)	4.73	@@-	(6.13)	-	-
5.6	<b>Total Income (5.1 to 5.5)</b>	[Rs. in Crores]	(76.57)	-	(47.86)	-	(347.29)	-	(0.02)	4.74	51.22	(4.62)	-	-
<b>EXPENSES</b>														
6.1	Expenses													
	-Commission	[Rs. in Crores]	9.53	-	0.24	-	17.70	-	-	@@-	-	-	0.06	-
	-Other Expenses ###	[Rs. in Crores]	2.73	0.60	0.10	0.30	3.21	0.17	0.01	@@-	0.04	1.79	0.02	0.04
6.2	Management Fees	[Rs. in Crores]	3.03	0.67	0.02	0.06	4.05	0.21	0.01	-	-	1.25	0.01	0.02
6.3	Trustee Fees	[Rs. in Crores]	0.01	@@-	@@-	@@-	0.02	@@-	@@-	@@-	@@-	0.02	@@-	@@-
6.4	<b>Total Recurring Expenses (including 6.1, 6.2 and 6.3) ###</b>	[Rs. in Crores]	15.30	1.27	0.36	0.36	24.98	0.38	0.02	@@-	0.04	3.06	0.09	0.06
6.5	Percentage of Management Fees to daily net assets at plan level for the half year [% p.a.]		0.46%	0.46%	0.05%	0.05%	0.33%	0.33%	0.12%	0.00%	0.00%	0.13%	0.13%	0.13%
6.6	Total Recurring expenses as a percentage of daily net assets at plan level for the half year [% p.a.]		2.08%	0.62%	0.85%	0.16%	1.94%	0.51%	0.20%	0.19%	0.14%	0.30%	0.82%	0.20%
7.1	Returns during the half-year (absolute) [(+) (-)] **		(5.15)%	(4.47)%	(16.14)%	(15.85)%	(13.67)%	(13.04)%	0.53%	7.29%	7.32%	2.45%	(8.41)%	(8.12)%
	Returns during the half-year (absolute) [(+) (-)] - Benchmark		(9.51)%	(9.51)%	(15.69)%	(15.69)%	(10.06)%	(10.06)%	0.64%	1.49%	1.49%	5.22%	(7.98)%	(7.98)%
7.2	Compounded Annualised yield in case of schemes in existence for more than 1 Year**													
	(i) Last 1 year [%]		2.36%	3.86%	(9.90)%	(9.28)%	(4.25)%	(2.87)%	4.19%	14.71%	14.77%	5.15%	(2.57)%	(1.96)%
	(i) Last 1 year [%] - Benchmark		(5.24)%	(5.24)%	(9.10)%	(9.10)%	(2.52)%	(2.52)%	4.39%	3.38%	3.38%	5.40%	(1.72)%	(1.72)%
	(ii) Last 3 years [%]		NA	NA	NA	NA	NA	NA	NA	NA	NA	NA	NA	NA
	(ii) Last 3 years [%] - Benchmark		NA	NA	NA	NA	NA	NA	NA	NA	NA	NA	NA	NA
	(iii) Last 5 years [%]		NA	NA	NA	NA	NA	NA	NA	NA	NA	NA	NA	NA
	(iii) Last 5 years [%] - Benchmark		NA	NA	NA	NA	NA	NA	NA	NA	NA	NA	NA	NA
	(iv) Since launch of the scheme [%] @		10.21%	11.86%	(2.61)%	(1.93)%	1.70%	3.22%	11.24%	11.52%	11.58%	5.79%	1.07%	1.72%
	(iv) Since launch of the scheme [%] - Benchmark		5.50%	5.50%	(1.53)%	(1.53)%	2.86%	2.86%	11.54%	4.24%	4.24%	6.07%	2.06%	2.06%
7.3	Launch date @		8-Dec-23	8-Dec-23	26-Dec-23	26-Dec-23	30-Jan-24	30-Jan-24	1-Feb-24	18-Mar-24	18-Mar-24	27-Mar-24	31-May-24	31-May-24
7.4	Benchmark Index		Nifty Financial Services TRI		Nifty Smallcap250 Quality 50 TRI		Nifty 500 Multicap 50:25:25 TRI		Nifty Healthcare TRI	MSCI U.S. Government Bond Index <sup>55</sup>		BSE Liquid Rate Index <sup>55</sup>	Nifty Bank TRI	
8	Provision for Doubtful Income/Debts	[Rs. in Crores]	-	-	-	-	-	-	-	-	-	-	-	-
9	Payments to associate/group companies (if applicable - Refer Note 4(a))	[Rs. in Crores]	Refer Annexure 3		Refer Annexure 3		Refer Annexure 3		Refer Annexure 3	Refer Annexure 3		Refer Annexure 3	Refer Annexure 3	
10	Investments made in associate/group companies (if applicable) <sup>55</sup>	[Rs. in Crores]	-		-		-		-	-		-	-	







## Notes:

- NA : Not applicable
- # If the scheme / Plan has not completed one year, simple annualised returns are computed in case of Fixed Income Schemes and absolute returns for Equity schemes.
- \*\* This Plan / Scheme was launched during the current half-yearly period and hence there are no unit balances, net assets and NAV per unit at the beginning of the period.
- As required by Para 6.14.2.2 of SEBI Master Circular SEBI/HO/IMD/POD-1/P/CIR/2023/74 dated June 27, 2024, the fund has used the Total Return Index to compute benchmark returns against erstwhile practice of Using Price Return Index.
- \*\* Returns are calculated for growth options, except in DSPFCF (Regular) and DSPNDRLETF (Erstwhile known as DSPLETF) where returns are calculated for "Income Distribution cum Capital Withdrawal option (IDCW)" and "Daily Income Distribution cum Capital Withdrawal option (IDCW)" Option respectively, assuming reinvestment of gross income distribution.
- The "Returns" shown above do not take into account the entry load, if any. Hence, the actual "Returns" would be lower than those shown above.
- Returns are calculated on the basis of declared NAV.
- Absolute Returns during the half year not computed for schemes / plans launched/matured during the current half year.
- Returns are calculated till date of maturity for schemes/plans matured during the half year.
- In case of allotment date is a non-business day, the benchmark returns are computed using the latest available benchmark value on the allotment date
- @ As prescribed by SEBI, the "since launch" returns are calculated on Rs. 10.00 / Rs. 1000.00 (face value) invested at inception, however when Direct Plan was launched for the first time, NAV of corresponding option(s) under Regular/Institutional Plan is considered (under which the subscription/switch in/SIP/STP-ins is available). Further, in case of ETFs the returns are computed on the basis of declared NAV on the date of allotment
- ^^ The launch date is deemed to be the date of allotment /first day on which plan has received subscription.
- ^^^ The benchmark assumes quarterly rebalancing.
- \* Performance has not been disclosed for periods where historical data for the adopted benchmark is not available.
- \*\* Other income includes Security Lending fees, loan income, unrealised gain/loss on investment including derivatives & foreign exchange gain / (loss), if any.
- \$\$\$ Only purchase transactions are considered.
- Interest includes discount/amortization income net borrowing cost to the extent charged to the scheme. Interest income in respect of all interest bearing investments is accrued on a day to day basis as it is earned based on coupon rate in accordance with clause C of the Ninth schedule of SEBI (MUTUAL FUNDS) REGULATIONS, 1996. Interest income represents interest income on financial asset measured through profit & loss
- @- Amount below Rs. 50,000/-
- # The other expense of unclaimed plan includes amount transferred to investor education fund as required by Para 14.3.4 of SEBI Master Circular SEBI/HO/IMD/POD-1/P/CIR/2023/74 dated June 27, 2024, and the same is not considered for computing total expense ratio of the plan.
- In accordance with clause 10.1.14 of SEBI Master circular SEBI/HO/IMD/POD-1/P/CIR/2023/74 dated June 27, 2024, brokerage and transaction costs incurred for the purpose of execution of trades has been charged to the schemes as per Regulation 52 (6A) (a) with effect from April 1, 2023. Prior to April 1, 2023, it was included in the cost of investments.
- ### The other expenses and total recurring expenses includes all the transaction cost associated with the investments / divestments including derivatives. Such transaction cost has been excluded while disclosing the total expense ratio of the plan, except brokerage & transaction costs over and above the 12 bps and 5 bps for cash market transactions and derivatives transactions respectively if any.
- As on March 31, 2026 DSP Liquidity Fund includes the investmet by Investor Education Fund of DSP Mutual Fund to the tune of Rs. 8.78 crores.

## 55

There is a change in Benchmark for the last 3 years for the following schemes

Scheme Short name	Old Benchmark	New Benchmark	Effective from
DSPGAFOF (Erstwhile known as DSPGAF)	36% S&P 500 Composite, 24% FTSE World (ex-US), 24% ML US Treasury Current 5 Year, 16% Citigroup Non-USD World Government Bond Index	MSCI ACWI Net total returns index	28-Dec-23
DSPITF	S&P BSE 100 TRI	S&P BSE India Infrastructure TRI	1-Feb-23
DSPLF	CRISIL Liquid Fund BI Index	CRISIL Liquid Debt A-I Index	12-Mar-24
DSPUSF	CRISIL Ultra Short Duration Debt B-I Index	CRISIL Ultra Short Duration Debt A-I Index	12-Mar-24
DSPLOF	NIFTY Low Duration Debt B-I	NIFTY Low Duration Debt Index A-I	12-Mar-24
DSPSF	CRISIL Money Market B-I Index	CRISIL Money Market A-I Index	12-Mar-24
DSPBF	CRISIL Medium Duration Debt B-III Index	CRISIL Medium Duration Debt A-III Index	12-Mar-24
DSPCBF	CRISIL Corporate Bond B-III Index	CRISIL Corporate Debt A-II Index	12-Mar-24
DSPBPDF	NIFTY Banking & PSU Debt Index	Nifty Banking & PSU Debt Index A-II	12-Mar-24
DSPCRF	CRISIL Credit Risk Debt C-III Index	CRISIL Credit Risk Debt B-II Index	12-Mar-24
DSPSBF	CRISIL Dynamic Bond B-III Index	CRISIL Dynamic Bond A-III Index	12-Mar-24
DSPFRF	CRISIL Short Term Bond Fund Index	CRISIL Short Duration Debt A-II Index	12-Mar-24
DSPTEF	S&P BSE 100 TRI	BSE 100 TRI	1-Jun-24
DSPSCF	S&P BSE 250 Small Cap TRI	BSE 250 Small Cap TRI	1-Jun-24
DSPHF	S&P BSE Healthcare TRI	BSE Healthcare TRI	1-Jun-24
DSPITF	S&P BSE India Infrastructure Total Return Index	BSE India Infrastructure TRI	1-Jun-24
DSPNRNEF	35% S&P BSE Oil & Gas Index + 30% S&P BSE Metal Index + 35% MSCI World Energy 30% Buffer 10/40 Net Total Return	35% BSE Oil & Gas Index + 30% BSE Metal Index + 35% MSCI World Energy 30% Buffer 10/40 Net Total Return	1-Jun-24
DSPQF	S&P BSE 200 TRI	BSE 200 TRI	1-Jun-24
DSPLRETF (Erstwhile known as DSPS&PLRETF)	S&P BSE Liquid Rate Index	BSE Liquid Rate Index	1-Jun-24
DSPBSEETF (Erstwhile known as DSPBSEETF)	S&P BSE Sensex TRI	BSE Sensex TRI	1-Jun-24
DSPBSEETF (Erstwhile known as DSPBSEETF)	50% MSCI World Energy 30% Buffer 10/40 Net Total Return + 50% MSCI World (Net) - Net & Expressed in INR^^	MSCI ACWI IMI Clean Energy Infrastructure Index	21-Sep-24
DSPMP - Series Z64 - 60M - ITD	CRISIL Medium to Long Term Debt Index	CRISIL Medium to Long Term Debt A-III Index	26-Dec-24
DSPIPAFOF (Erstwhile known as DSPGAFOF)	MSCI ACWI Net total returns index	40% NIFTY 50 Arbitrage Index + 60% CRISIL Dynamic Bond A-III Index	4-Feb-25
DSPIPAFOF (Erstwhile known as DSPGAFOF)	40% NIFTY 50 Arbitrage Index + 60% CRISIL Dynamic Bond A-III Index	40% NIFTY 50 Arbitrage Index + 60% NIFTY Composite Debt Index	31-Aug-25
DSPCPG2033IF	CRISIL SDI Plus G Sec Apr 2033 50:50 Index	CRISIL IBX 50:50 Gilt Plus SDL Index - April 2033	27-May-25
DSPUSTFOF	S&P U.S. Treasury Bond Index	MSCI U.S. Government Bond Index	28-Nov-25

(Refer Annexure 5 for Risk-o-meter of scheme and benchmark)

--

Income distributed per unit during the half year includes following income distribution per unit where the record dates were on or before September 30, 2025 with Ex-date on or after October 01, 2025:

Scheme short name	Plan (Option)	Rs. Per unit
DSPLDIF	Regular Quarterly Reinvestment of Income Distribution cum Capital Withdrawal option (IDCW)	0.004445
DSPBPDF	Regular Quarterly Reinvestment of Income Distribution cum Capital Withdrawal option (IDCW)	0.010863
DSPLDIF	Direct Monthly Reinvestment of Income Distribution cum Capital Withdrawal option (IDCW)	0.004512
DSPCRF	Direct Quarterly Reinvestment of Income Distribution cum Capital Withdrawal option (IDCW)	0.010581
DSPUSF	Regular Monthly Reinvestment of Income Distribution cum Capital Withdrawal option (IDCW)	0.337313
DSPBPDF	Direct Monthly Reinvestment of Income Distribution cum Capital Withdrawal option (IDCW)	0.010929
DSPN1DRLETF (Erstwhile known as DSPLETF)	Direct Daily Reinvestment of Income Distribution cum Capital Withdrawal option (IDCW)	0.134954
DSPDF	Direct Daily Reinvestment of Income Distribution cum Capital Withdrawal option (IDCW)	0.144564
DSPUSF	Direct Monthly Reinvestment of Income Distribution cum Capital Withdrawal option (IDCW)	0.357230
DSPLF	Direct Daily Reinvestment of Income Distribution cum Capital Withdrawal option (IDCW)	0.205329
DSPSF	Direct Monthly Reinvestment of Income Distribution cum Capital Withdrawal option (IDCW)	0.003754
DSPLF	Regular Daily Reinvestment of Income Distribution cum Capital Withdrawal option (IDCW)	0.202156
DSPCRF	Regular Income Distribution cum Capital Withdrawal option (IDCW)	0.010359
DSPSF	Regular Income Distribution cum Capital Withdrawal option (IDCW)	0.003671
DSPDF	Regular Daily Reinvestment of Income Distribution cum Capital Withdrawal option (IDCW)	0.136116

Income distributed per unit during the half year includes following income distribution per unit where the record dates were on or before March 31, 2026 with Ex-date on or after April 01, 2026:

Scheme short name	Plan (Option)	Rs. Per unit
DSPLF	Regular Daily Reinvestment of Income Distribution cum Capital Withdrawal option (IDCW)	0.392872
DSPN1DRLETF (Erstwhile known as DSPLETF)	Direct Daily Reinvestment of Income Distribution cum Capital Withdrawal option (IDCW)	0.337513
DSPDF	Regular Daily Reinvestment of Income Distribution cum Capital Withdrawal option (IDCW)	0.363471
DSPLF	Direct Daily Reinvestment of Income Distribution cum Capital Withdrawal option (IDCW)	0.398197
DSPDF	Direct Daily Reinvestment of Income Distribution cum Capital Withdrawal option (IDCW)	0.378258

**DSP MUTUAL FUND**  
THE RUBY, 25TH FLOOR, 29, SENAPATI BAPAT MARG, DADAR (WEST), MUMBAI - 400028

**NOTES TO HALF YEARLY RESULTS**

Half yearly financial results (unaudited) from October 01, 2025 / Launch date to March 31, 2026 (pursuant to regulation 59 of The Securities and Exchange Board of India (Mutual Funds) Regulations, 1996)

**1. Organisation**

DSP Mutual Fund ("DSPMF" or "Fund") has been constituted as a trust on December 16, 1996 in accordance with the provisions of the Indian Trusts Act, 1882. DSP ADIKO Holdings Private Limited & DSP HMK Holdings Private Limited (collectively) are the Sponsors and DSP Trustee Private Limited ("Trustee") is the Trustee of the Fund. The Trust Deed has been registered under the Indian Registration Act, 1908. The Fund was registered with SEBI on January 30, 1997 under the Registration Code MF/036/97/7.

DSP Investment Managers Private Limited ("DSPIM") has been appointed as the Asset Management Company ("AMC") to the Fund by the Trustee, vide Investment Management Agreement (IMA) dated December 16, 1996, as amended from time to time and executed between the Trustee and the AMC.

As part of the internal restructuring of its business ("Demerger") DSPIM has demerged and transferred its asset management business to another DSP group company, DSP Asset Managers Private Limited ("DSPAM"). The Demerger, being on account of internal restructuring of business of DSPIM, have no change in the (a) ultimate ownership and control of the AMC of the Fund; (b) Sponsors & Trustee of the Fund; and (c) name of the Fund. The Demerger has been made effective from April 1, 2023, pursuant to which the asset management business has been transferred from DSPIM to DSPAM.

**2. Basis of preparation:**

a) The Securities & Exchange Board of India (SEBI) has made an amendment to Securities and Exchange Board of India (Mutual Funds) Regulations, 1996 (as amended) (the "Regulations") vide notification dated 25 January 2022, which directs implementation of Indian Accounting Standards (Ind AS) for mutual funds from 1 April 2023. As per the amended regulation 50(1) of SEBI MF Regulations, the financial statements and accounts of the mutual fund schemes shall be prepared in accordance with Ind AS, as notified by the Companies (Indian Accounting Standards) Rules, 2015. Further, it states that in case there is any conflict between the requirements of Ind AS and Regulations and the guidelines issued thereunder, the requirements specified under the Regulations shall apply. The half yearly financial results have been prepared on a historical cost basis, except for the certain financial assets and certain financial liabilities which have been measured at fair value.

DSP Mutual Fund ("Schemes") has adopted Indian Accounting Standards (Ind AS) and have prepared the half yearly financial results in accordance with the recognition and measurement principles as per Indian Accounting Standards (IND AS) read with Companies (Indian Accounting Standards) Rules, 2015 and the Ninth Schedule of the Regulations, and the presentation and disclosure requirements of the Twelfth Schedule of the Regulations and the accounting principles generally accepted in India. The Schemes has adopted Ind AS with effect from 01 April 2023.

b) There are no changes in the accounting policies during the half-year ended March 31, 2026.

**3. List of schemes of DSP Mutual Fund:**

Refer Annexure 1

**Schemes Launch during current Half Year:**

Short Name	Allotment Date
DSPNFQ30ETF	10-Oct-25
DSPNSC1ETF	25-Nov-25
DSPNM150IF	11-Dec-25
DSPNS250IF	11-Dec-25
DSPNM150ETF	12-Dec-25
DSPNS250ETF	12-Dec-25
DSPNS00IF	5-Jan-26
DSPNS50ETF	5-Jan-26
DSPWAQOFQF	25-Feb-26
DSPBY10BETF	6-Mar-26

**4. Details of transactions with associates in terms of Regulation 25(8):**

a) Disclosure regarding payment of commission for distribution of units and payment of brokerage for securities transactions pursuant to Para 5.14 of SEBI Master Circular SEBI/HO/IMD/IMD-PoD-1/P/CIR/2023/74 dated June 27, 2024.

i) Brokerage paid to Associates/Related Parties/Group Companies of the Sponsor/AMC by all schemes

Name of associate/related parties/group companies of Sponsor/AMC	Nature of Association /Nature of Relation	October 01, 2025/Launch date to March 31, 2026		April 01, 2025/Launch date to September 30, 2025	
		Value of transaction ( inRs. Crore & % of total value of transaction of the Fund )	Value of transaction ( inRs. Crore & % of total value of transaction of the Fund )	Value of transaction ( inRs. Crore & % of total value of transaction of the Fund )	Value of transaction ( inRs. Crore & % of total value of transaction of the Fund )
NIL					

ii) Commission paid to Associates/Related Parties/Group Companies of the Sponsor/AMC by all schemes

Name of associate/related parties/group companies of Sponsor/AMC	Nature of Association /Nature of Relation	October 01, 2025/Launch date to March 31, 2026		April 01, 2025/Launch date to September 30, 2025	
		Business given*** (Rs. Crore & % of total business received by the Fund)	Commission paid*** (Rs. Crore & % of total commission paid by the Fund)	Business given*** (Rs. Crore & % of total business received by the Fund)	Commission paid*** (Rs. Crore & % of total commission paid by the Fund)
Rajshekharyaya Hawaldar	Employee / Relative	1.3(0.00%)	0.00*(0.00%)	-	-
Mmerchant Finserv	Employee / Relative**	0.84(0.00%)	0.05(0.01%)	0.44(0.00%)	0.05(0.01%)
Amruta Abhijit Gujarathi	Employee / Relative	0.14(0.00%)	0.01(0.00%)	0.19(0.00%)	0.01(0.00%)
Finnovate Financials	Employee / Relative**	0.07(0.00%)	0.01(0.00%)	2.21(0.00%)	0.01(0.00%)
Poonam Sharma	Employee / Relative	0.24(0.00%)	0.00*(0.00%)	-	-
Samir P. Purani	Employee / Relative	0.74(0.00%)	0.05(0.01%)	0.63(0.00%)	0.05(0.01%)
Pravin Purushottam Chandak	Employee / Relative	2.85(0.00%)	0.03(0.00%)	3.49(0.00%)	0.01(0.00%)
Krutika Nitin Shah	Employee / Relative	0.02(0.00%)	0.00*(0.00%)	0.00*(0.00%)	0.00*(0.00%)
Devangkumar Ramanlal Modi	Employee / Relative	1.02(0.00%)	0.01(0.00%)	1.33(0.00%)	0.01(0.00%)
Nilima Mallikarjun Kuknur	Employee / Relative	0.5(0.00%)	0.03(0.01%)	0.26(0.00%)	0.04(0.01%)
Raphy Davis	Employee / Relative	0.01(0.00%)	0.00*(0.00%)	-	-
Prakashchandra Mangaldas Purani	Employee / Relative	0.36(0.00%)	0.01(0.00%)	0.11(0.00%)	0.00*(0.00%)
Wise Turtle Wealth Private Limited	Employee / Relative**	33.08(0.01%)	0.3(0.05%)	22.49(0.01%)	0.2(0.04%)
Gurmeet Kaur	Employee / Relative	0.42(0.00%)	0.00*(0.00%)	-	-
Bhavin Modi	Employee / Relative**	0.25(0.00%)	0.00*(0.00%)	0.00*(0.00%)	0.00*(0.00%)
Anuj Saini	Employee / Relative**	-	-	0.00*(0.00%)	0.00*(0.00%)
Dev Rahul Shah	Employee / Relative**	2.19(0.00%)	0.01(0.00%)	2.85(0.00%)	0.01(0.00%)
Ghulal Enterprises	Employee / Relative**	0.00*(0.00%)	0.00*(0.00%)	0.00*(0.00%)	0.00*(0.00%)

\*Amount is less than Rs. 50,000

#Percentage is less than 0.005%

\*\* - Entities in which AMCs' employee/ relative have interest

\*\*\* - The business given and commission paid are at Mutual Fund level

NOTES TO HALF YEARLY RESULTS

- b) Underwriting obligations undertaken by the Schemes with respect to issue of securities by associate companies during the half year/period: Nil  
c) Devolvement during the half year/period: Nil  
d) Subscription by the Schemes in the issues lead managed by associate companies during the half year/period: Nil  
e) Subscription to any issue of equity or debt on private placement basis where the sponsor or its associate companies have acted as arranger or manager during the half year/period: Nil

5. Expenses:

New fund offer (NFO) expenses: NFO expenses for new schemes are borne by DSP Asset Managers Private Limited (AMC).

6. Investment in foreign securities:

Scheme	Investment in foreign securities as % to net assets as at March 31, 2026
DSPMAF	12.36%
DSPUSTFOF	99.65%
DSPNRNEF	15.91%
DSPWGMOEFOF	96.87%
DSPGCEOEFOF	95.82%
DSPWMOEFOF	96.57%
DSPUSFEF	96.01%
DSPHF	18.97%
DSPVF	16.89%
DSPGIEFOF	95.99%

7. Investment in Associates/group companies of the Sponsors or the AMC:

- a. Investment made in securities of associates of the Sponsors or the AMC during the half year/period (Rupees in Crores): Nil  
b. Investment made in securities of group companies of the Sponsor or the AMC during the half year/period (Rupees in Crores): Nil

8. Investments made in companies which have invested more than five percent of the net asset value of the schemes of DSP Mutual Fund in terms of Regulation 25 (11):

- Investment in companies includes investment in immediate subsidiaries. Further, information in respect of subsidiaries is restricted to latest information available in public domain.
- Investments in various schemes have been made in accordance with investment objectives of the respective scheme.
- Purchases represents purchases (including fixed deposits and inter scheme transactions) made during the period prescribed under regulation 25(11).
- Value represents closing market value of investments as on March 31, 2026.

Refer Annexure 2

9. Details of large holdings in the schemes as on March 31, 2026 (i.e., over 25% of the net assets of the schemes): Nil

Scheme	No. of Investor(s)	% of the net assets of the schemes
DSPSTF	1	26.60%

10. None of the schemes have declared any bonus during the half year/period ended March 31, 2026.

11. Deferred revenue expenditure for the half year/period ended March 31, 2026 in any scheme: Nil

12. Borrowings above 10% of Net Assets of schemes during the half year/period ended March 31, 2026

Refer to Annexure 4

13. Exposure in derivatives in excess of 10% of the net assets of the schemes as March 31, 2026:

Scheme	Position Type	Amount (Rs. In Crores)	Percentage to Net Assets
DSPMAF	Short	935.73	11.15%
DSPDAAF	Short	899.33	25.34%
DSPESF	Short	1,258.99	35.23%
DSPAF	Short	4,106.52	64.41%

NOTES TO HALF YEARLY RESULTS

14. Details of securities below investment grade or that have defaulted principal or interest as of half year ended March 31, 2026.

a. IL&FS Energy Development Company Limited and IL&FS Transportation Networks India Limited:-

Pursuant to the rating downgrade of securities of IL&FS Energy Development Company Limited (IEDCL) and IL&FS Transportation Networks India Limited (ITNL) during FY 2018-19 and default in payment of maturity proceeds by the said issuers, the securities were classified as "below investment grade or default". Claim of INR 257 crores and INR 382 crores was admitted for IEDCL & ITNL respectively under the INSOLVENCY AND BANKRUPTCY BOARD OF INDIA REGULATIONS, 2016.

Any future gains from these securities will be credited to the Schemes [paid to the investor for matured schemes].

Details of the securities in case of which issuer has defaulted beyond its maturity date.

Scheme Short Name	Security issued by	ISIN	Value considered under net receivables (i.e. value recognized in NAV in absolute terms and as % to NAV) (Rs. In Lakhs)		Total amount (including principal and interest) that is due to the scheme on that investment (Rs. In Lakhs)	Provision % (Hair cut provided by Rating agencies / Internal)	Date of Interim Distribution	Interim Distribution received in Cash (Rs. In Lakhs)***	Interim Distribution 2 (Units) INR at Unit Face Value Rs. 100 (Rs. In Lakhs)##
DSPAHF (Erstwhile known as DSPBFB)	IL&FS Transportation Networks Limited	INE975G08140	0.00	0.00%	5,965.00	100%	19-10-2023 27-02-2025	372.15 188.35	660.00
DSPRSF	IL&FS Transportation Networks Limited	INE975G08140	0.00	0.00%	1,856.00	100%	19-10-2023 27-02-2025	115.78 58.60	205.33
DSPBFB	IL&FS Transportation Networks Limited	INE975G08140	0.00	0.00%	1,326.00	100%	19-10-2023 27-02-2025	82.70 41.85	146.67
DSPUSF	IL&FS Transportation Networks Limited	INE975G08140	0.00	0.00%	6,628.00	100%	19-10-2023 27-02-2025	413.50 209.28	733.33
DSPCRF	IL&FS Transportation Networks Limited	INE975G08140	0.00	0.00%	23,396.00	100%	19-10-2023 27-02-2025	1459.66 738.78	2,588.67
	IL&FS Energy Development Limited	INE938L08049	0.00	0.00%	13,862.00	100%	06-Jul-2023 01-Mar-2024	12.03 5.01	NIL
	IL&FS Energy Development Limited	INE938L08056	0.00	0.00%	10,645.00	100%	06-Jul-2023 01-Mar-2024	9.19 3.82	NIL
DSP FMP - Series 195 - 36M**	IL&FS Transportation Networks Limited	INE975G08140	0.00	0.00%	597.00	100%	19-10-2023 27-02-2025	37.21 18.83	66.00
DSP FMP - Series 196 - 37M**	IL&FS Energy Development Limited	INE938L08056	0.00	0.00%	3,180.00	100%	06-Jul-2023 01-Mar-2024	2.74 1.14	NIL

\*\* - DSP FMP - Series 195 - 36M and DSP FMP - Series 196 - 37M were close end funds which have been matured on April 15, 2019 and August 01, 2019 respectively

The value of collateral received till the date of signing of Half yearly Unaudited Financial Results for Half Year Ended March 2024 is Nil

\*\*\*The provision of 10% is created on all the distributions of ITNL including prior distribution to safeguard the interest of unit holders as ITNL reserves the right to claw back the amount in case the distribution results in excess distribution than what the debenture holders ought to have received.

## The Impact of InVITs has been factored in the NAV of the respective scheme based on fair valuation principle of the Fund.

Please find below link for more details

<https://www.dspim.com/update-on-landis>

<https://www.dspim.com/mandatory-disclosures/disclosure-under-regulation-60>

b. Coffee Day Natural Resources Private Limited:-

Coffee Day Natural Resources Private Limited (CDNRPL) failed to exercise Call Option for 690 secured NCDs held by DSP Credit Risk Fund (DSPCRF) on August 16, 2019, and the security was classified as "below investment grade or default". Thereafter, DSPCRF liquidated part of the collateral securities and further thereafter sold off the NCDs to AMC at prevailing carrying value of Rs. 37.87 Crores. The AMC sold 391 NCDs on March 31, 2023 and transferred to DSPCRF an amount of Rs. 1.45 crore, in excess of the purchase cost of Rs. 37.87 crore. The AMC further sold 92 NCDs at a value of INR 1.35 on February 20, 2025 and transferred it to DSPCRF.

As on March 31, 2026, The AMC holds 207 NCDs. All future realizations will be transferred to DSPCRF.

Please find below link for more details

<https://www.dspim.com/coffee-day-natural-resources>

<https://www.dspim.com/mandatory-disclosures/disclosure-under-regulation-60>

15. The unaudited financial results have been approved by the Board of Directors of DSP Asset Managers Private Limited and DSP Trustee Private Limited.

For and on behalf of Board of  
DSP Trustee Private Limited

For and on behalf of Board of DSP Asset Managers Private Limited

sd/-  
Pravin Tripathi  
DIN No. 06913463  
Director  
Place: Mumbai  
Date: April 27, 2026

sd/-  
Dharmishta Raval  
DIN No. 02792246  
Director

sd/-  
Kalpen Parekh  
DIN No. 07925034  
Managing Director & CEO  
Place: Mumbai  
Date: April 17, 2026

sd/-  
Dhananjay Mungale  
DIN No. 00007563  
Director

## Annexure 1

## List of schemes of DSP Mutual Fund

Schemes live as on March 31, 2026:

Short Name	Full Name
DSPBF	DSP Bond Fund
DSPFCF	DSP Flexi Cap Fund
DSPLF	DSP Liquidity Fund
DSPAHF (Erstwhile known as DSPEBF)	DSP Aggressive Hybrid Fund (Erstwhile known as DSP Equity & Bond Fund)
DSPGSF	DSP Gilt Fund (Erstwhile known as DSP Government Securities Fund)
DSPSF	DSP Savings Fund
DSPEOF	DSP Large & Mid Cap Fund (Erstwhile known as DSP Equity Opportunities Fund)
DSPSTF	DSP Short Term Fund
DSPTEF	DSP Large Cap Fund (Erstwhile known as DSP Top 100 Equity Fund)
DSPCRF	DSP Credit Risk Fund
DSPRSF	DSP Regular Savings Fund
DSPITF	DSP India T.I.G.E.R. Fund
DSPUSF	DSP Ultra Short Fund
DSPSCF	DSP Small Cap Fund
DSPTSF	DSP ELSS Tax Saver Fund (Erstwhile known as DSP Tax Saver Fund)
DSPSBF	DSP Strategic Bond Fund
DSPGEFOF	DSP Gold ETF Fund of Fund
DSPWCF	DSP Mid Cap Fund
DSPNRNEF	DSP Natural Resources and New Energy Fund
DSPGCEOEFOF	DSP Global Clean Energy Overseas Equity Omni FoF (Erstwhile known as DSP Global Clean Energy Fund of Fund)
DSPFMP - Series 264 - 60M - 17D	DSP FMP - Series 264 - 60M - 17D
DSPBPDF	DSP Banking & PSU Debt Fund
DSPDAAF	DSP Dynamic Asset Allocation Fund
DSPIPAFOF (Erstwhile known as DSPGAFOF)	DSP Income Plus Arbitrage Omni FoF (Erstwhile known as DSP Income Plus Arbitrage Fund of Fund)
DSP10YGF	DSP 10Y G-Sec Fund
DSPLDF	DSP Low Duration Fund
DSPESF	DSP Equity Savings Fund
DSPVF	DSP Value Fund
DSPNPBETF	DSP NIFTY PRIVATE BANK ETF
DSPNPSUBETF	DSP NIFTY PSU BANK ETF
DSPWGMOEFOF	DSP World Gold Mining Overseas Equity Omni FoF (Erstwhile known as DSP World Gold Fund of Fund)
DSPBFSF	DSP Banking & Financial Services Fund
DSPNS250Q50IF	DSP Nifty Smallcap250 Quality 50 Index Fund
DSPUSFEF	DSP US Specific Equity Omni FoF (Ex- DSP US Flexible Equity Fund of Fund)
DSPNBIF	DSP Nifty Bank Index Fund
DSPNT10EWIF	DSP Nifty Top 10 Equal Weight Index Fund
DSPBCF	DSP Business Cycle Fund
DSPNS00FQ30IF	DSP Nifty500 Flexicap Quality 30 Index Fund
DSPNHIF	DSP Nifty Healthcare Index Fund
DSPNS250ETF	DSP Nifty Smallcap 250 ETF
DSPNM150IF	DSP Nifty Midcap 150 Index Fund
DSPNS250IF	DSP Nifty Smallcap 250 Index Fund
DSPNM150ETF	DSP Nifty Midcap 150 ETF
DSPNFQ30ETF	DSP Nifty500 Flexicap Quality 30 ETF

DSP FMP Series 267 - 1246 Days, which was originally set to mature on April 13, 2026, has been rolled over for an additional 1172 days. Following this extension, the scheme is now renamed "DSP FMP Series 267 - 1172 Days," with a revised maturity date of June 28, 2029

DSP FMP Series 270 - 1144 Days, which was originally set to mature on April 13, 2026, has been rolled over for an additional 1172 days. Following this extension, the scheme is now renamed "DSP FMP Series 270 - 1172 Days," with a revised maturity date of June 28, 2029.

Schemes live as on March 31, 2026:

Short Name	Full Name
DSPFRF	DSP Floater Fund
DSPWMOEFOF	DSP World Mining Overseas Equity Omni FoF (Ex- DSP World Mining Fund of Fund)
DSPFF	DSP Focused Fund (Erstwhile known as DSP Focus Fund)
DSPEN50F	DSP Nifty 50 Equal Weight Index Fund(Erstwhile known as DSP Equal Nifty 50 Fund)
DSPAF	DSP Arbitrage Fund
DSPN1DRLETF (Erstwhile known as DSPLETF)	DSP NIFTY 1D Rate Liquid ETF(Erstwhile known as DSP Liquid ETF)
DSPCBF	DSP Corporate Bond Fund
DSPHF	DSP Healthcare Fund
DSPOF	DSP Overnight Fund
DSPN50IF	DSP Nifty 50 Index Fund
DSPNN50IF	DSP Nifty Next 50 Index Fund
DSPQF	DSP Quant Fund
DSPN50EWETF	DSP Nifty 50 Equal Weight ETF
DSPN50ETF	DSP Nifty 50 ETF
DSPNM150Q50ETF	DSP Nifty Midcap 150 Quality 50 ETF
DSPGIOEFOF	DSP Global Innovation Overseas Equity Omni FoF(Erstwhile known as DSP Global Innovation Fund of Fund)
DSPNSPG2028IF	DSP Nifty SDL Plus G-Sec Jun 2028 30:70 Index Fund
DSPSETF	DSP Silver ETF
DSPNM150Q50IF	DSP Nifty Midcap 150 Quality 50 Index Fund
DSP FMP Series 267 - 1246 Days	DSP FMP - Series 267 - 1246 Days
DSP FMP Series 268 - 1281 Days	DSP FMP - Series 268 - 1281 Days
DSPNBETF	DSP NIFTY BANK ETF
DSPCRISIL-IBX 50:50 Gilt Plus SDL - April 2033 Index Fund (Erstwhile known as DSP Crisil SDL Plus G-Sec Apr 2033 50:50 Index Fund)	DSP CRISIL-IBX 50:50 Gilt Plus SDL - April 2033 Index Fund (Erstwhile known as DSP Crisil SDL Plus G-Sec Apr 2033 50:50 Index Fund)
DSPNSPG2027IF	DSP Nifty SDL Plus G-Sec Sep 2027 50:50 Index Fund
DSP FMP Series 270 - 1144 Days	DSP FMP - Series 270 - 1144 Days
DSPGETF	DSP Gold ETF
DSPNITETF	DSP NIFTY IT ETF
DSPBSESEETF (Erstwhile known as DSPBSESEETF)	DSP BSE Sensex ETF (Erstwhile known as DSP S&P BSE SENSEX ETF)
DSPMAF	DSP Multi Asset Allocation Fund
DSPMTCF	DSP Multicap Fund
DSPNHCEETF	DSP Nifty Healthcare ETF
DSPUSTFOF	DSP US Specific Debt Passive FoF (Erstwhile known as DSP US Treasury Fund of Fund)
DSPLRETF (Erstwhile known as DSP&PLRETF)	DSP BSE Liquid Rate ETF (Erstwhile known as DSP S&P BSE Liquid Rate ETF)
DSPNT10EQETF	DSP Nifty Top 10 Equal Weight ETF
DSPBSN30ETF	DSP BSE Sensex Next 30 ETF
DSPNPBIF	DSP Nifty Private Bank Index Fund
DSPBSN30IF	DSP BSE Sensex Next 30 Index Fund
DSPNITIF	DSP Nifty IT Index Fund
DSPSEFOF	DSP Silver ETF Fund of Fund
DSPMSCIETF	DSP MSCI India ETF
DSPN500IF	DSP Nifty 500 Index Fund
DSPN50ETF	DSP Nifty Next 50 ETF
DSPWAOFOF	DSP Multi Asset Omni Fund of Funds
DSPBT10BETF	DSP BSE Top 10 Banks ETF



Annexure 2					
DSP MUTUAL FUND					
Disclosure under Regulation 25(11) of the Securities and Exchange Board of India (Mutual Funds) Regulations, 1996 as amended					
Investments made by the schemes of DSP Mutual Fund in Companies or their subsidiaries that have invested more than 5% of the net assets of any scheme					
Company Name	Schemes Invested in by the Company	Company or its Subsidiaries Invested in by the Scheme	Investment made by schemes of DSP Mutual Fund in the company/subsidiary	Purchases made during the period prescribed under 25(11)	Holding as at March 31, 2026
				(Rupees in Crores)	(Rupees in Crores)
Godrej Consumer Products Limited	DSP Overnight Fund	Godrej Consumer Products Limited	DSP Arbitrage Fund DSP Liquidity Fund DSP MSCI India ETF DSP Multi Asset Allocation Fund DSP Nifty 500 Index Fund DSP Nifty Next 50 ETF DSP Nifty Next 50 Index Fund DSP Overnight Fund DSP Value Fund	14.22 197.89 0.03 - 0.03 0.20 2.22 649.83 -	11.77 0.01 22.69 0.02 0.15 19.65 8.69
Hero Fincorp Limited	DSP Overnight Fund	Hero Fincorp Limited Hero Housing Finance Limited (Subsidiary of Hero Fincorp Limited)	DSP Overnight Fund DSP Overnight Fund DSP Savings Fund	899.76 99.99 -	- - 49.53
Hero MotoCorp Limited	DSP Arbitrage Fund DSP Strategic Bond Fund	Hero MotoCorp Limited	DSP Arbitrage Fund DSP Equity Savings Fund DSP Focused Fund DSP MSCI India ETF DSP Multi Asset Allocation Fund DSP Multicap Fund DSP Nifty 500 Index Fund DSP Nifty Midcap 150 ETF DSP Nifty Midcap 150 Index Fund DSP Nifty Midcap 150 Quality 50 ETF DSP Nifty Midcap 150 Quality 50 Index Fund DSP Nifty500 Flexicap Quality30 Index Fund DSP Nifty500 Flexicap Quality 30 ETF DSP Quant Fund DSP Value Fund	28.76 4.54 - 0.05 - - 0.05 0.21 0.24 4.05 18.82 2.90 0.26 - -	14.66 4.18 27.96 0.01 23.92 72.71 0.04 0.10 0.24 3.31 15.54 2.36 39.29 18.79 17.59
Hindalco Industries Limited	DSP Overnight Fund	Hindalco Industries Limited	DSP Arbitrage Fund DSP BSE Sensex Next 30 ETF DSP BSE Sensex Next 30 Index Fund DSP Dynamic Asset Allocation Fund DSP Equity Savings Fund DSP Flexi Cap Fund DSP MSCI India ETF DSP Multi Asset Allocation Fund DSP Natural Resources & New Energy Fund DSP Nifty 50 Equal Weight ETF DSP Nifty 50 Equal Weight Index Fund DSP Nifty 50 ETF DSP Nifty 50 Index Fund DSP Nifty 500 Index Fund DSP Quant Fund DSP Value Fund	52.09 0.56 0.39 4.64 15.21 - 0.06 - 12.70 4.87 0.94 2.07 0.09 24.19 -	23.96 2.21 0.98 43.83 47.67 39.29 0.03 34.01 55.06 22.22 47.44 2.53 11.32 0.08 24.12 7.75
ICICI Lombard General Insurance Company Limited	DSP Overnight Fund	ICICI Lombard General Insurance Company Limited	DSP Aggressive Hybrid Fund DSP Arbitrage Fund DSP Banking & Financial Services Fund DSP Equity Savings Fund DSP Flexi Cap Fund DSP Healthcare Fund DSP Large & Mid Cap Fund DSP Large Cap Fund DSP MSCI India ETF DSP Multicap Fund DSP Nifty 500 Index Fund DSP Nifty Midcap 150 ETF DSP Nifty Midcap 150 Index Fund DSP Nifty Next 50 ETF DSP Nifty Next 50 Index Fund DSP Regular Savings Fund	30.13 2.34 - 9.75 - - 23.69 0.03 31.97 0.03 0.07 0.13 0.17 2.24 0.37	111.15 0.09 26.16 85.99 41.30 252.35 69.06 0.01 62.43 0.03 0.07 61.82 - - 0.82
Indraprastha Gas Limited	DSP Overnight Fund	Indraprastha Gas Limited	DSP Arbitrage Fund DSP Large & Mid Cap Fund DSP Natural Resources & New Energy Fund DSP Nifty 500 Index Fund DSP Nifty Midcap 150 ETF DSP Nifty Midcap 150 Index Fund DSP Nifty Midcap 150 Quality 50 ETF DSP Nifty Midcap 150 Quality 50 Index Fund DSP Nifty Smallcap 250 ETF DSP Nifty Smallcap 250 Index Fund	7.02 - - 0.01 0.04 0.04 0.09 0.53 0.02 0.05	- 68.05 13.80 0.01 - - 0.97 4.56 0.02 0.05
Infina Finance Private Limited	DSP Overnight Fund	Infina Finance Private Limited	DSP Liquidity Fund DSP Overnight Fund	98.08 524.86	99.07
Infosys Limited	DSP Overnight Fund	Infosys Limited	DSP Aggressive Hybrid Fund DSP Arbitrage Fund DSP BSE SENSEX ETF DSP Business Cycle Fund DSP Dynamic Asset Allocation Fund DSP ELSS Tax Saver Fund DSP Equity Savings Fund DSP Flexi Cap Fund DSP Focused Fund DSP Large & Mid Cap Fund DSP Large Cap Fund DSP MSCI India ETF DSP Multi Asset Allocation Fund DSP Nifty 50 Equal Weight ETF DSP Nifty 50 Equal Weight Index Fund DSP Nifty 50 ETF DSP Nifty 50 Index Fund DSP Nifty 500 Index Fund DSP NIFTY IT ETF DSP Nifty IT Index Fund DSP Nifty Top 10 Equal Weight ETF DSP Nifty Top 10 Equal Weight Index Fund DSP Nifty500 Flexicap Quality30 Index Fund DSP Nifty500 Flexicap Quality 30 ETF DSP Quant Fund DSP Regular Savings Fund DSP Value Fund	278.14 188.80 0.37 52.10 112.40 775.88 103.49 - 23.43 784.01 362.01 0.28 107.68 26.20 36.91 8.93 22.71 0.38 32.05 23.64 128.59 170.89 12.04 1.11 16.36 1.45 16.92	330.42 - 0.15 39.39 54.42 620.02 65.86 220.36 70.79 449.16 359.29 0.10 117.50 21.01 46.85 8.66 38.75 0.27 37.92 18.63 70.40 114.98 43.56 0.78 21.62 1.42 30.83
InterGlobe Aviation Limited	DSP Income Plus Arbitrage Omni FoF (Ex- DSP Income Plus Arbitrage Fund of Fund) DSP Low Duration Fund DSP Overnight Fund	InterGlobe Aviation Limited	DSP Arbitrage Fund DSP BSE SENSEX ETF DSP BSE Sensex Next 30 ETF DSP BSE Sensex Next 30 Index Fund DSP MSCI India ETF DSP Nifty 50 Equal Weight ETF DSP Nifty 50 Equal Weight Index Fund DSP Nifty 50 ETF DSP Nifty 50 Index Fund DSP Nifty 500 Index Fund	41.80 0.12 0.42 0.09 0.06 16.24 14.88 0.85 1.99 0.08	- 0.03 - - 0.02 20.40 43.56 1.76 7.88 0.06
ITC Limited	DSP Overnight Fund DSP Savings Fund	ITC Hotels Limited(Subsidiary of ITC Limited)  ITC Limited	DSP Nifty 500 Index Fund DSP Nifty Midcap 150 ETF DSP Nifty Midcap 150 Index Fund DSP Aggressive Hybrid Fund DSP Arbitrage Fund DSP BSE SENSEX ETF DSP Dynamic Asset Allocation Fund DSP ELSS Tax Saver Fund DSP Equity Savings Fund DSP Large & Mid Cap Fund DSP Large Cap Fund DSP MSCI India ETF DSP Multicap Fund DSP Nifty 50 Equal Weight ETF DSP Nifty 50 Equal Weight Index Fund DSP Nifty 50 ETF DSP Nifty 50 Index Fund DSP Nifty 500 Index Fund DSP Nifty Top 10 Equal Weight ETF DSP Nifty Top 10 Equal Weight Index Fund DSP Nifty500 Flexicap Quality30 Index Fund DSP Nifty500 Flexicap Quality 30 ETF DSP Quant Fund DSP Regular Savings Fund	0.01 0.05 0.06 268.87 81.03 0.18 - 43.69 27.62 43.54 223.44 0.07 - 15.98 14.26 2.73 5.01 0.23 47.07 29.22 9.99 1.12 0.03 0.87	0.01 0.02 0.05 475.32 119.41 0.10 29.81 194.12 109.51 139.21 471.78 32.99 21.21 45.29 5.47 24.51 0.18 71.32 116.09 9.99 0.79 14.21 2.15

Annexure 2					
DSP MUTUAL FUND					
Disclosure under Regulation 25(11) of the Securities and Exchange Board of India (Mutual Funds) Regulations, 1996 as amended					
Investments made by the schemes of DSP Mutual Fund in Companies or their subsidiaries that have invested more than 5% of the net assets of any scheme					
Company Name	Schemes Invested in by the Company	Company or its Subsidiaries Invested in by the Scheme	Investment made by schemes of DSP Mutual Fund in the company/subsidiary	Purchases made during the period prescribed under 25(11)	Holding as at March 31, 2026
				(Rupees in Crores)	(Rupees in Crores)
Keynes Technology India Limited	DSP Overnight Fund	Keynes Technology India Limited	DSP Arbitrage Fund DSP Nifty 500 Index Fund DSP Nifty Smallcap 250 ETF DSP Nifty Smallcap 250 Index Fund	19.95 0.01 0.06 0.07	- 0.01 0.02 0.05
Kisetsu Saison Finance (India) Private Limited	DSP Overnight Fund	Kisetsu Saison Finance (India) Private Limited	DSP Liquidity Fund DSP Overnight Fund	149.14 99.96	- -
Larsen & Toubro Limited	DSP Silver ETF Fund of Fund	L&T Finance Limited(Subsidiary of Larsen & Toubro Limited)  L&T Technology Services Limited(Subsidiary of Larsen & Toubro Limited)  Larsen & Toubro Limited  L&T Mindtree Limited(Subsidiary of Larsen & Toubro Limited)	DSP Arbitrage Fund DSP Banking & Financial Services Fund DSP Liquidity Fund DSP Mid Cap Fund DSP MSCI India ETF DSP Nifty 500 Index Fund DSP Nifty Midcap 150 ETF DSP Nifty Midcap 150 Index Fund DSP Overnight Fund  DSP Arbitrage Fund DSP Nifty 500 Index Fund DSP Nifty IT ETF DSP Nifty Midcap 150 ETF DSP Nifty Midcap 150 Index Fund DSP Nifty Midcap 150 Quality 50 ETF DSP Nifty Midcap 150 Quality 50 Index Fund DSP Quant Fund DSP Arbitrage Fund DSP BSE SENSEX ETF DSP Dynamic Asset Allocation Fund DSP ELSS Tax Saver Fund DSP Equity Savings Fund DSP India T.I.G.E.R Fund DSP Large & Mid Cap Fund DSP Liquidity Fund DSP MSCI India ETF DSP Multi Asset Allocation Fund DSP Nifty 50 Equal Weight ETF DSP Nifty 50 Equal Weight Index Fund DSP Nifty 50 ETF DSP Nifty 50 Index Fund DSP Nifty 500 Index Fund DSP Nifty Top 10 Equal Weight ETF DSP Nifty Top 10 Equal Weight Index Fund DSP Quant Fund DSP Value Fund  DSP Arbitrage Fund DSP MSCI India ETF DSP Nifty 500 Index Fund DSP Nifty IT ETF DSP Nifty IT Index Fund DSP Nifty Next 50 ETF DSP Nifty Next 50 Index Fund DSP Quant Fund DSP Value Fund	12.47 29.94 566.43 134.47 0.01 0.02 0.07 0.08 339.95  4.61 0.01 0.02 0.03 0.04 0.26 3.92 14.33 143.01 0.30 129.66 94.46 60.51 49.10 43.64 74.95 0.15 93.73 22.01 20.42 6.30 16.15 0.34 110.61 128.80 27.14 20.24  14.47 0.03 0.04 5.00 4.13 0.21 15.43 14.37 17.35	- 11.68 - 285.90 0.01 0.01 0.03 0.06 -  - 0.01 0.01 0.01 0.03 0.97 4.55 - 59.73 0.14 94.50 220.15 51.26 206.27 127.22 0.06 94.61 21.39 40.68 8.12 36.36 0.26 71.02 117.10 21.57 46.92  0.01 0.02 5.41 2.89 0.15 18.47 11.28 17.13
Life Insurance Corporation Of India	DSP Liquidity Fund	Life Insurance Corporation Of India	DSP Arbitrage Fund DSP Banking & Financial Services Fund DSP Dynamic Asset Allocation Fund DSP Large Cap Fund DSP Nifty 500 Index Fund DSP Nifty Midcap 150 ETF DSP Nifty Midcap 150 Index Fund DSP Nifty Next 50 ETF DSP Nifty Next 50 Index Fund	2.32 - - - 0.01 0.03 0.05 0.07 0.90	- 0.08 21.07 51.20 0.01 0.03 0.05 0.07 -
Maruti Suzuki India Limited	DSP Overnight Fund DSP Savings Fund	Maruti Suzuki India Limited	DSP Arbitrage Fund DSP BSE SENSEX ETF DSP Aggressive Hybrid Fund DSP Equity Savings Fund DSP Large Cap Fund DSP MSCI India ETF DSP Multi Asset Allocation Fund DSP Nifty 50 Equal Weight ETF DSP Nifty 50 Equal Weight Index Fund DSP Nifty 50 ETF DSP Nifty 50 Index Fund DSP Nifty 500 Index Fund DSP Nifty500 Flexicap Quality30 Index Fund DSP Nifty500 Flexicap Quality 30 ETF DSP Quant Fund DSP Regular Savings Fund DSP Value Fund	56.34 0.07 120.98 28.16 116.30 0.11 28.45 15.23 12.33 1.52 3.02 0.15 10.25 1.13 7.16 1.03 6.97	28.55 0.06 104.30 24.07 96.10 0.04 53.42 21.19 45.27 3.18 14.27 0.10 9.69 0.79 16.31 0.89 19.76
National Bank for Agriculture and Rural Development	DSP Low Duration Fund DSP Savings Fund DSP Ultra Short Fund	National Bank for Agriculture and Rural Development	DSP Arbitrage Fund DSP Banking and PSU Debt Fund DSP Corporate Bond Fund DSP Credit Risk Fund DSP Dynamic Asset Allocation Fund DSP Floater Fund DSP Liquidity Fund DSP Low Duration Fund DSP Multi Asset Allocation Fund DSP Overnight Fund DSP Savings Fund DSP Short Term Fund DSP Strategic Bond Fund DSP Ultra Short Fund	100.67 - 25.27 15.12 49.71 25.68 2,269.92 1,121.74 - 799.89 1,151.25 25.46 23.32 362.96	201.81 275.25 203.83 14.98 123.69 - 889.21 423.00 24.48 - 818.93 174.83 23.61 266.78
Piramal Finance Limited	DSP Overnight Fund	Piramal Finance Limited(formerly known as Piramal Capital & Housing Finance Limited)	DSP Credit Risk Fund DSP Liquidity Fund DSP Overnight Fund DSP Nifty 500 Index Fund DSP Nifty Smallcap 250 ETF DSP Nifty Smallcap 250 Index Fund DSP Ultra Short Fund	9.99 49.91 699.86 - - - 99.87	9.97 - - 0.01 0.05 0.10 24.93



Annexure 2					
DSP MUTUAL FUND					
Disclosure under Regulation 25(11) of the Securities and Exchange Board of India (Mutual Funds) Regulations, 1996 as amended					
Investments made by the schemes of DSP Mutual Fund in Companies or their subsidiaries that have invested more than 5% of the net assets of any scheme					
Company Name	Schemes Invested in by the Company	Company or its Subsidiaries Invested in by the Scheme	Investment made by schemes of DSP Mutual Fund in the company/subsidiary	Purchases made during the period prescribed under 25(11)	Holding as at March 31, 2026
				(Rupees in Crores)	(Rupees in Crores)
Tata Consultancy Services Limited	DSP Liquidity Fund DSP Overnight Fund	Tata Consultancy Services Limited	DSP BSE SENSEX ETF DSP Business Cycle Fund DSP Dynamic Asset Allocation Fund DSP ELSS Tax Saver Fund DSP Equity Savings Fund DSP Flexi Cap Fund DSP Large & Mid Cap Fund DSP MSCI India ETF DSP Nifty 50 Equal Weight ETF DSP Nifty 50 Equal Weight Index Fund DSP Nifty 50 ETF DSP Nifty 50 Index Fund DSP Nifty 500 Index Fund DSP NIFTY IT ETF DSP Nifty IT Index Fund DSP Nifty Top 10 Equal Weight ETF DSP Nifty Top 10 Equal Weight Index Fund DSP Nifty500 Flexicap Quality30 Index Fund DSP Nifty500 Flexicap Quality 30 ETF DSP Arbitrage Fund	0.15 11.63 81.63 461.56 8.26 - 447.31 0.16 16.39 13.03 2.33 4.59 0.22 20.19 13.90 42.76 19.30 9.87 1.10 34.83	0.08 29.11 23.69 348.63 76.33 125.49 337.72 0.05 21.12 45.08 4.76 21.29 0.15 24.64 13.15 70.87 115.57 9.65 0.79 12.84
Tata Sons Private Limited	DSP Savings Fund DSP Liquidity Fund	Tata Communications Limited(Subsidiary of Tata Sons Private Limited)  Tata Elxsi Limited(Subsidiary of Tata Sons Private Limited)  Tata Investment Corporation Limited(Subsidiary of Tata Sons Private Limited)  Tata Projects Limited(Subsidiary of Tata Sons Private Limited)  Tata Realty And Infrastructure Limited (Subsidiary of Tata Sons Private Limited)  Tata Teleservices (Maharashtra) Limited(Subsidiary of Tata Sons Private Limited)	DSP MSCI India ETF DSP Nifty 500 Index Fund DSP Nifty Midcap 150 ETF DSP Nifty Midcap 150 Index Fund DSP Overnight Fund DSP Arbitrage Fund DSP Nifty 500 Index Fund DSP Nifty Midcap 150 ETF DSP Nifty Midcap 150 Index Fund DSP Nifty Midcap 150 Quality 50 ETF DSP Nifty Midcap 150 Quality 50 Index Fund DSP Nifty500 Flexicap Quality 30 ETF DSP Nifty500 Flexicap Quality30 Index Fund  DSP Nifty 500 Index Fund DSP Nifty Midcap 150 ETF DSP Nifty Midcap 150 Index Fund  DSP Credit Risk Fund DSP Overnight Fund  DSP Liquidity Fund DSP Overnight Fund  DSP Nifty 500 Index Fund DSP Nifty Smallcap 250 ETF DSP Nifty Smallcap 250 Index Fund DSP Overnight Fund	0.01 0.01 0.06 0.06 684.90 3.76 0.01 0.05 0.05 0.13 0.79 0.37 1.36  0.01 0.03 0.03  5.03 299.94  197.00 399.94  0.00 0.01 0.01 99.99	0.00 0.01 0.02 0.05 - - 0.01 0.02 0.04 1.45 6.81 - -  0.00 0.01 0.02  10.02 - - - 0.00 0.00 0.01 -
The Great Eastern Shipping Company Limited	DSP Floater Fund DSP Strategic Bond Fund	The Great Eastern Shipping Company Limited	DSP Nifty 500 Index Fund DSP Nifty Smallcap 250 ETF DSP Nifty Smallcap 250 Index Fund	0.01 0.06 0.07	0.01 0.03 0.06
Torrent Pharmaceuticals Limited	DSP Overnight Fund	Torrent Pharmaceuticals Limited	DSP Aggressive Hybrid Fund DSP Arbitrage Fund DSP Dynamic Asset Allocation Fund DSP MSCI India ETF DSP Nifty 500 Index Fund DSP Nifty Healthcare ETF DSP Nifty Healthcare Index Fund DSP Nifty Next 50 ETF DSP Nifty Next 50 Index Fund DSP Quant Fund DSP Savings Fund DSP Short Term Fund DSP Strategic Bond Fund	265.30 3.31 37.95 0.03 0.03 0.21 0.69 0.17 8.68 16.63 117.21 43.98 50.08	261.70 0.21 37.58 0.01 0.03 0.58 0.74 0.17 21.89 18.44 94.89 43.44 49.28
Union Bank of India	DSP Ultra Short Fund	Union Bank of India	DSP Aggressive Hybrid Fund DSP Arbitrage Fund DSP Banking and PSU Debt Fund DSP Floater Fund DSP Liquidity Fund DSP Low Duration Fund DSP MSCI India ETF DSP Nifty 500 Index Fund DSP NIFTY BANK ETF DSP Nifty Bank Index Fund DSP Nifty Midcap 150 ETF DSP Nifty Midcap 150 Index Fund DSP Nifty Next 50 ETF DSP Nifty Next 50 Index Fund DSP NIFTY PSU BANK ETF DSP Overnight Fund DSP Savings Fund DSP Ultra Short Fund	49.41 106.09 23.58 24.36 4,256.16 218.38 0.01 0.02 20.79 1.69 0.09 0.10 0.13 16.88 7.48 524.80 478.88 291.45	- 25.07 23.62 - 1,704.39 23.62 0.01 0.02 18.09 1.58 - 18.44 0.12 15.73 18.59 199.96 141.87 71.88
West Coast Paper Mills Limited	DSP Nifty500 Flexicap Quality 30 Index Fund	West Coast Paper Mills Limited	DSP Small Cap Fund	-	93.54
Wipro Limited	DSP Income Plus Arbitrage Omni FoF (Ex- DSP Income Plus Arbitrage Fund of Fund) DSP Overnight Fund DSP Short Term Fund	Wipro Limited	DSP Arbitrage Fund DSP BSE SENSEX Next 30 Index Fund DSP MSCI India ETF DSP Nifty 50 Equal Weight ETF DSP Nifty 50 Equal Weight Index Fund DSP Nifty 50 ETF DSP Nifty 50 Index Fund DSP Nifty 500 Index Fund DSP NIFTY IT ETF DSP Nifty IT Index Fund DSP Quant Fund DSP BSE SENSEX Next 30 ETF	5.14 0.19 0.04 16.31 14.24 0.52 1.02 0.05 6.38 4.46 0.16 0.33	- 0.41 0.01 21.35 45.58 1.96 4.74 0.03 7.80 4.16 15.07 0.92

Companies which have invested more than five percent of the net asset value of the schemes of DSP Mutual Fund are ascertained on the date of investment by such companies.

1. For companies which have invested more than five percent of the net asset value of the Schemes of DSP Mutual Fund during the half year, the investment made by that scheme or by any other scheme of DSP Mutual fund in that company and its subsidiaries, during the quarter of investment by the former, immediately preceding 12 months and succeeding 12 months of that quarter up to the date of Balance Sheet has been reported by DSP Mutual fund.

2. With respect to companies which have invested more than 5% of the net asset value of a scheme of DSP Mutual Fund during the current half year as well as the previous half year / financial year, investments by the schemes of DSP Mutual Fund in such companies and their subsidiaries have been reported only for the current half year.

3. Investments excludes derivatives

4. Purchases made during the period prescribed under 25(11) excludes Brokerage & Transaction cost and Accrued Interest.

The AMC is of the opinion that the investments are made by the schemes in such companies since they are perceived as fundamentally strong and possess a high potential for growth. Further, investments in fixed income instruments issued by the aforesaid companies would yield attractive returns commensurate with the risks associated with the issuer.

Annexure 3

Payments to associates/group companies

Schemes live as on March 31, 2026:

Short Name	[Rs. In Crores]
DSPAF	0.00*
DSPBPDF	0.00*
DSPCBF	0.00*
DSPCRF	0.00*
DSPDAAF	0.01
DSPEOF	0.03
DSPESF	0.07
DSPFCF	0.02
DSPFF	0.00*
DSPFRF	0.00*
DSPGSF	0.00*
DSPHF	0.00*
DSPITF	0.01
DSPLDF	0.00*
DSPLF	0.00*
DSPMCF	0.02
DSPN50IF	0.00*
DSPNN50IF	0.00*
DSPNRNEF	0.00*
DSPOF	0.00*
DSPQF	0.00*
DSPSBF	0.00*
DSPSCF	0.02
DSPSF	0.00*
DSPSTF	0.01
DSPTEF	0.12
DSPUSF	0.00*
DSPUSFEF	0.00*

Short Name	[Rs. In Crores]
DSPVF	0.00*
DSPGIOEFOF	0.00*
DSPNM150Q50IF	0.00*
DSPBF5F	0.00*
DSPMAF	0.08
DSPMTCF	0.02
DSPNS250Q50IF	0.00*
DSPGEFOF	0.00*
DSPNT10EWIF	0.00*
DSPNBIF	0.00*
DSPBCF	0.01
DSPAHF (Erstwhile known as DSPEBF)	0.04
DSPTSF	0.02
DSPIPAFOF (Erstwhile known as DSPG	0.00*
DSPEN50F	0.00*
DSPWGMEOFOF	0.01
DSPBSN30IF	0.00*
DSPNITIF	0.00*
DSPSEFOF	0.00*
DSPN500FQ30IF	0.00*
DSPNPBIF	0.00*
DSPMAOFOF	0.00*
DSPNM150IF	0.00*
DSPN500IF	0.00*
DSPNS250IF	0.00*
DSPNHIF	0.00*
DSPRSF	0.00*

\*less than Rs. 50,000

Annexure 4

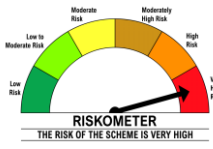
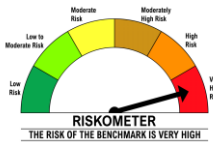



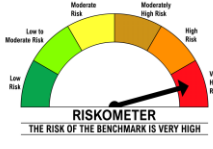
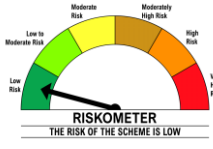
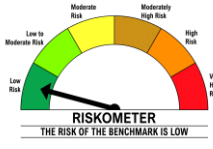

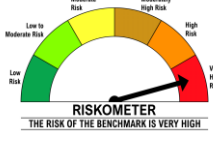

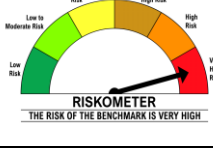

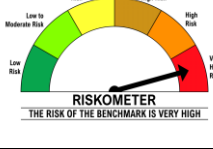
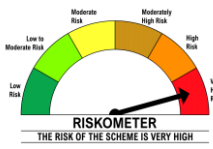
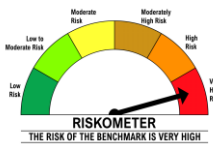
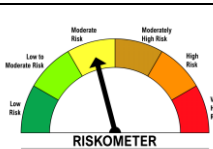
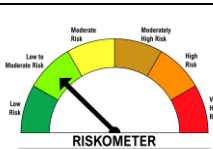
Sr. No.	Date	Date of Repayment	Name of the Scheme	Outstanding Amount Borrowed (Rs. In Crores)	% of Outstanding Borrowing to Net Assest on the date of borrowing*	Name of the Lender	Purpose of Borrowing
1	30-Jan-26	2-Feb-26	DSP Liquidity Fund	1,899.24	11.43%	#Clearing Corporation of India Limited	Redemption funding
2	24-Mar-26	25-Mar-26	DSP Short Term Fund	20.00	13.85%	#Clearing Corporation of India Limited	Redemption funding
3	24-Mar-26	7-Apr-26	DSP Short Term Fund	493.80		#Clearing Corporation of India Limited	Redemption funding
4	29-Dec-25	1-Jan-26	DSP Liquidity Fund	31.99		#Clearing Corporation of India Limited	Redemption funding
5	29-Dec-25	2-Jan-26	DSP Liquidity Fund	14.99		#Clearing Corporation of India Limited	Redemption funding
6	29-Dec-25	5-Jan-26	DSP Liquidity Fund	1,023.88	16.89%	#Clearing Corporation of India Limited	Redemption funding
7	30-Dec-25	5-Jan-26	DSP Liquidity Fund	149.86		#Clearing Corporation of India Limited	Redemption funding
8	31-Dec-25	1-Jan-26	DSP Liquidity Fund	1,999.71		#Clearing Corporation of India Limited	Redemption funding
9	31-Dec-25	5-Jan-26	DSP Liquidity Fund	169.86		#Clearing Corporation of India Limited	Redemption funding
10	27-Mar-26	30-Mar-26	DSP Liquidity Fund	1,627.27	15.18%	#Clearing Corporation of India Limited	Redemption funding
11	27-Mar-26	2-Apr-26	DSP Liquidity Fund	1,897.91		#Clearing Corporation of India Limited	Redemption funding









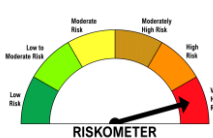
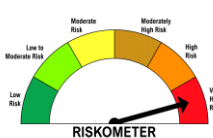




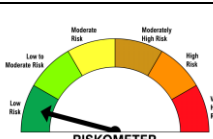
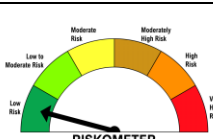
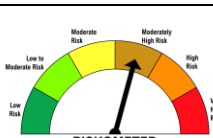
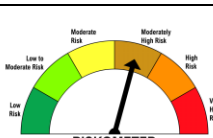
\*Borrowing as percentage of opening net assets on the date of the borrowing.

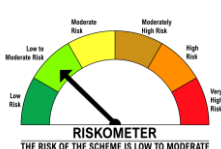

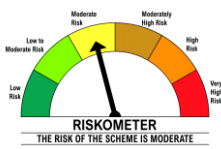
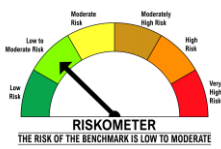
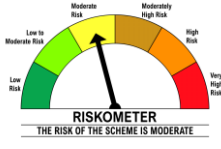
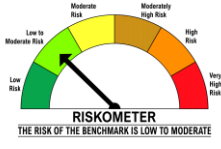



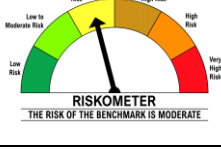
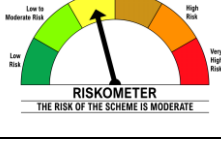
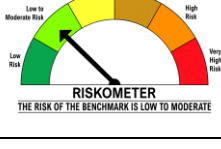

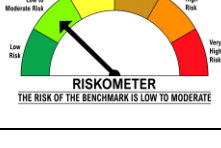



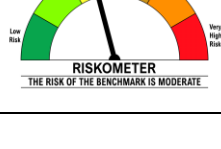
#Borrowed through TREPS

During the half year, the total net borrowing cost that has been charged to the scheme on the amount borrowed during the half year and adjusted against interest income and is not considered for the purpose of limit calculation for total expenses is 9.87 crores.

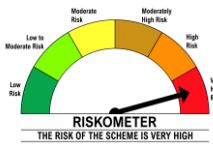
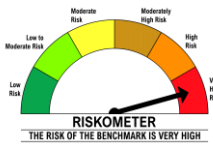




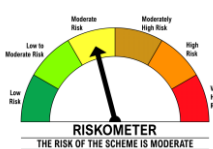
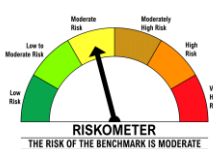
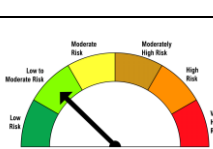
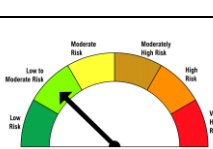
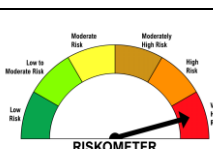
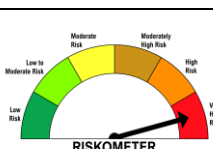
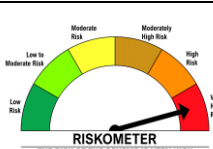
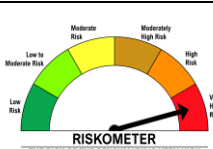

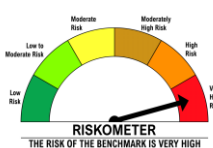
Scheme Name	Product Suitability	Risk-o-meter of Scheme	Name of the Benchmark	Risk-o-meter of Benchmark
DSP Flexi Cap Fund Flexi Cap Fund - An open ended dynamic equity scheme investing across large cap, mid cap, small cap stocks	This Product is suitable for investors who are seeking* • Long-term capital growth • Investment in equity and equity-related securities to form a diversified portfolio		Nifty 500 (TRI)	
DSP Large Cap Fund (Erstwhile known as DSP Top 100 Equity Fund) Large Cap Fund- An open ended equity scheme predominantly investing in large cap stocks Please refer to Notice cum addendum dated April 28, 2025 for change of scheme name w.e.f. May 01, 2025.	This Product is suitable for investors who are seeking* • Long-term capital growth • Investment in equity and equity-related securities predominantly of large cap companies		BSE 100 (TRI)	
DSP Large & Mid Cap Fund (Erstwhile known as DSP Equity Opportunities Fund) Large & Mid Cap Fund- An open ended equity scheme investing in both large cap and mid cap stocks Please refer to Notice cum addendum dated April 28, 2025 for change of scheme name w.e.f. May 01, 2025.	This Product is suitable for investors who are seeking* • Long-term capital growth • Investment in equity and equity-related securities predominantly of large and midcap companies		Nifty Large Midcap 250 (TRI)	
DSP India T.I.G.E.R. Fund (The Infrastructure Growth and Economic Reforms Fund) An open ended equity scheme following economic reforms and/or Infrastructure development theme	This Product is suitable for investors who are seeking* • Long-term capital growth • Investment in equity and equity-related securities of corporates, which could benefit from structural changes brought about by continuing liberalization in economic policies by the Government and/or from continuing Investments in infrastructure, both by the public and private sector		BSE India Infrastructure TRI	
DSP Mid Cap Fund An open ended equity scheme predominantly investing in mid cap stocks	This Product is suitable for investors who are seeking* • Long-term capital growth • Investment in equity and equity-related securities predominantly of mid cap companies		Nifty Midcap 150 TRI	
DSP ELSS Tax Saver Fund (erstwhile known as DSP Tax Saver Fund)§§ An open ended equity linked saving scheme with a statutory lock in of 3 years and tax benefit	This Product is suitable for investors who are seeking* • Long-term capital growth with a threeyear lock-in • Investment in equity and equity-related securities to form a diversified portfolio		Nifty 500 (TRI)	
DSP Healthcare Fund An open ended equity scheme investing in healthcare and pharmaceutical sector	This Product is suitable for investors who are seeking* • Long term capital growth • Investment in equity and equity related Securities of healthcare and pharmaceutical companies		BSE HEALTHCARE (TRI)	
DSP Quant Fund An Open ended equity Scheme investing based on a quant model theme Please refer to Notice cum addendum dated October 22, 2024 for change in fundamental attribute of scheme with effect from November 28, 2024.	This Product is suitable for investors who are seeking* • Long term capital growth • Investment in active portfolio of stocks screened, selected, weighed and rebalanced on the basis of a quant model		BSE 200 TRI	
DSP Value Fund An open ended equity scheme following a value investment strategy	This product is suitable for investors who are seeking* • to generate long-term capital appreciation / income in the long term • investment primarily in undervalued stocks		Nifty 500 TRI	

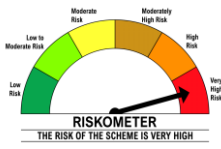
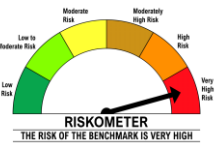




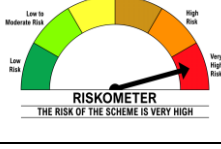
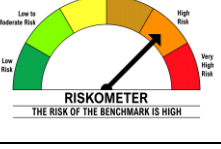
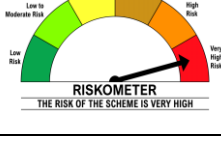
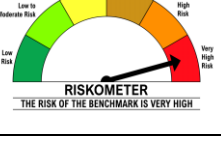





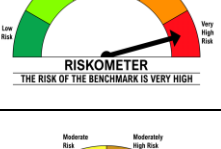


Scheme Name	Product Suitability	Risk-o-meter of Scheme	Name of the Benchmark	Risk-o-meter of Benchmark
DSP Small Cap Fund Small Cap Fund- An open ended equity scheme predominantly investing in small cap stocks	This Product is suitable for investors who are seeking* • Long-term capital growth • Investment in equity and equity-related securities predominantly of small cap companies (beyond top 250 companies by market capitalization)	 THE RISK OF THE SCHEME IS VERY HIGH	BSE 250 Small Cap TRI	 THE RISK OF THE BENCHMARK IS VERY HIGH
DSP Focused Fund (Erstwhile known as DSP Focus Fund) An open ended equity scheme investing in maximum 30 stocks. The Scheme shall focus on multi cap stocks. Please refer to Notice cum addendum dated April 28, 2025 for change of scheme name w.e.f. May 01, 2025.	This Product is suitable for investors who are seeking* • Long-term capital growth with exposure limited to a maximum of 30 stocks from a multi cap investment universe • Investment in equity and equity-related securities to form a concentrated portfolio	 THE RISK OF THE SCHEME IS VERY HIGH	Nifty 500 TRI	 THE RISK OF THE BENCHMARK IS VERY HIGH
DSP Natural Resources and New Energy Fund An open ended equity scheme investing in Natural Resources and Alternative Energy sector	This Product is suitable for investors who are seeking* • Long-term capital growth • Investment in equity and equity-related securities of natural resources companies in sectors like mining, energy, etc. and companies involved in alternative energy and energy technology and also, investment in units of overseas funds which invest in such companies overseas	 THE RISK OF THE SCHEME IS VERY HIGH	35% BSE Oil & Gas Index + 30% BSE Metal Index + 35% MSCI World Energy 30% Buffer 10/40 Net Total Return	 THE RISK OF THE BENCHMARK IS VERY HIGH
DSP NIFTY 1D Rate Liquid ETF An open ended scheme replicating/tracking Nifty 1D Rate Index. A relatively low interest rate risk and relatively low credit risk.	This Product is suitable for investors who are seeking* • Current income with high degree of liquidity • Investment in Tri Party REPO, Repo in Government Securities, Reverse Repo and similar other overnight instruments	 THE RISK OF THE SCHEME IS LOW	NIFTY 1D Rate Index	 THE RISK OF THE BENCHMARK IS LOW
DSP World Gold Mining Overseas Equity Omni FoF** (Erstwhile known DSP World Gold Fund of Fund) An open ended fund of fund scheme which invests into units/securities issued by overseas Exchange Traded Funds (ETFs) and/or overseas funds and/or units issued by domestic mutual funds that provide exposure to Gold/Gold Mining theme.	This Product is suitable for investors who are seeking* • Long-term capital growth • Investment in units/securities issued by overseas Exchange Traded Funds (ETFs) and/or overseas funds and/or units issued by domestic mutual funds that provide exposure to Gold/Gold Mining theme	 THE RISK OF THE SCHEME IS VERY HIGH	FTSE Gold Mine TRI (in INR terms)	 THE RISK OF THE BENCHMARK IS VERY HIGH
DSP World Mining Overseas Equity Omni FoF** (Erstwhile known as DSP World Mining Fund of Fund) An open ended fund of fund scheme investing in overseas funds and/or ETFs investing in securities of companies involved in mining and metals whose predominant economic activity is the production of metals and industrial minerals. please refer to page no 19 for note.	This Product is suitable for investors who are seeking* • Long-term capital growth • Investment in units of overseas funds and/or ETFs investing in securities of companies involved in mining and metals whose predominant economic activity is the production of metals and industrial minerals	 THE RISK OF THE SCHEME IS VERY HIGH	MSCI ACWI Metals and Mining 30% Buffer 10/40 (1994) Net Total Return Index	 THE RISK OF THE BENCHMARK IS VERY HIGH
DSP Global Clean Energy Overseas Equity Omni FoF** (Erstwhile known as DSP Global Clean Energy Fund of Fund) An open ended Fund of Fund scheme investing in overseas Funds/ ETFs investing in companies involved in the alternative energy sector. #Please refer to Notice cum addendum dated August 08, 2024 for change in fundamental attribute of scheme with effect from September 21, 2024.	This Product is suitable for investors who are seeking* • Long-term capital growth • Investment in units of overseas Funds and ETFs investing in companies involved in the alternative energy sector	 THE RISK OF THE SCHEME IS VERY HIGH	MSCI ACWI IMI Clean Energy Infrastructure Index	 THE RISK OF THE BENCHMARK IS VERY HIGH
DSP US Specific Equity Omni FoF** (Erstwhile known as DSP US Flexible Equity Fund of Fund) An open ended Fund of Fund scheme investing in overseas Funds/ETFs that provides exposure to US equity market #Please refer to Notice cum addendum dated August 08, 2024 for change in fundamental attribute of scheme with effect from September 21, 2024.	This Product is suitable for investors who are seeking* • Long-term capital growth • Investment in units of overseas funds/ ETFs which provide exposure to equity and equity related securities of US companies	 THE RISK OF THE SCHEME IS VERY HIGH	Russell 1000 TR Index	 THE RISK OF THE BENCHMARK IS VERY HIGH
DSP Income Plus Arbitrage Omni FoF** (Erstwhile known as DSP Income Plus Arbitrage Fund of Fund) An open ended fund of funds scheme investing in units of debt oriented schemes and arbitrage schemes.	This Product is suitable for investors who are seeking* • Income Generation & capital appreciation through investments in units of arbitrage and debt oriented schemes. Please refer to Notice cum addendum dated February 4, 2025 for change in fundamental attribute of scheme with effect from March 11, 2025	 THE RISK OF THE SCHEME IS MODERATE	40% NIFTY 50 Arbitrage Index + 60% NIFTY Composite Debt Index	 THE RISK OF THE BENCHMARK IS LOW TO MODERATE

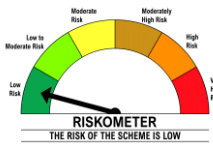
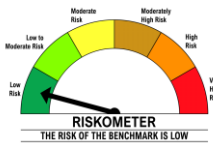

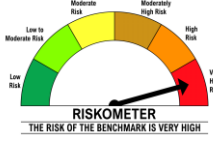



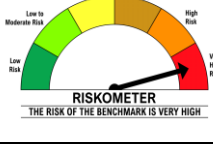
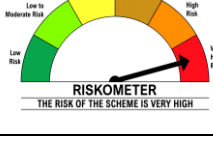
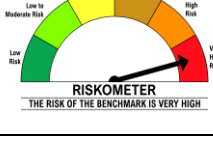



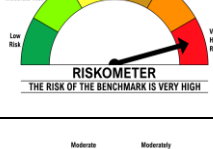
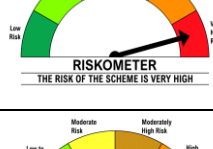
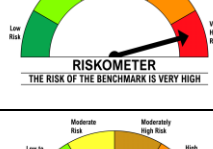


Scheme Name	Product Suitability	Risk-o-meter of Scheme	Name of the Benchmark	Risk-o-meter of Benchmark
DSP Dynamic Asset Allocation Fund An open ended dynamic asset allocation fund #Please refer to Notice cum addendum dated August 08, 2024 for change in fundamental attribute of scheme with effect from September 21, 2024.	This product is suitable for investors who are seeking* • Long-term capital growth • Investment in equity and equity related securities including the use of equity derivatives strategies and arbitrage opportunities with balance exposure in debt and money market instruments.	 THE RISK OF THE SCHEME IS MODERATELY HIGH	CRISIL Hybrid 50+50 - Moderate Index	 THE RISK OF THE BENCHMARK IS HIGH
DSP Global Innovation Overseas Equity Omni FoF** (Erstwhile known as DSP Global Innovation Fund of Fund) An open ended fund of fund scheme investing in Innovation theme	This Product is suitable for investors who are seeking* • Long-term capital growth • Investments in units of overseas funds which invest in equity and equity related securities of companies which are forefront in innovation	 THE RISK OF THE SCHEME IS VERY HIGH	MSCI All Country World Index (ACWI) - Net Total Return	 THE RISK OF THE BENCHMARK IS VERY HIGH
DSP Aggressive Hybrid Fund (Erstwhile DSP Equity & Bond Fund) An open ended hybrid scheme investing predominantly in equity and equity related instruments. Please refer to Notice cum addendum dated October 22, 2024 for change in fundamental attribute of scheme with effect from November 28, 2024.	This product is suitable for investors who are seeking* • Capital growth and income over a longterm investment horizon • Investment primarily in equity/equityrelated securities, with balance exposure in money market and debt Securities	 THE RISK OF THE SCHEME IS VERY HIGH	CRISIL Hybrid 35+65- Aggressive Index	 THE RISK OF THE BENCHMARK IS HIGH
DSP Equity Savings Fund An open ended scheme investing in equity, arbitrage and debt	This Product is suitable for investors who are seeking* • Long term capital growth and income • Investment in equity and equity related securities including the use of equity derivatives strategies and arbitrage opportunities with balance exposure in debt and money market instruments	 THE RISK OF THE SCHEME IS MODERATE	Nifty Equity Savings Index TRI	 THE RISK OF THE BENCHMARK IS MODERATE
DSP Nifty 50 Equal Weight Index Fund An open ended scheme replicating NIFTY 50 Equal Weight Index	This Product is suitable for investors who are seeking* • Long-term capital growth • Returns that are commensurate with the performance of NIFTY 50 Equal Weight Index TRI, subject to tracking error.	 THE RISK OF THE SCHEME IS VERY HIGH	NIFTY 50 Equal Weight TRI	 THE RISK OF THE BENCHMARK IS VERY HIGH
DSP Nifty Next 50 Index Fund An open ended scheme replicating / tracking NIFTY NEXT 50 Index	This Product is suitable for investors who are seeking* • Long-term capital growth • Returns that are commensurate with the performance of NIFTY Next 50 Index, subject to tracking error.	 THE RISK OF THE SCHEME IS VERY HIGH	Nifty Next 50 TRI	 THE RISK OF THE BENCHMARK IS VERY HIGH
DSP Nifty 50 Index Fund An open ended scheme replicating / tracking NIFTY 50 Index	This Product is suitable for investors who are seeking* • Long-term capital growth • Returns that are commensurate with the performance of NIFTY 50 Index, subject to tracking error.	 THE RISK OF THE SCHEME IS VERY HIGH	NIFTY 50 (TRI)	 THE RISK OF THE BENCHMARK IS VERY HIGH
DSP Arbitrage Fund An open ended scheme investing in arbitrage opportunities	This Product is suitable for investors who are seeking* • Income over a short-term investment horizon • Investment in arbitrage opportunities in the cash & derivatives segment of the equity market	 THE RISK OF THE SCHEME IS LOW	NIFTY 50 Arbitrage Index	 THE RISK OF THE BENCHMARK IS LOW
DSP Regular Savings Fund An open ended hybrid scheme investing predominantly in debt instruments	This product is suitable for investors who are seeking* • Income and capital growth over a mediumterm investment horizon • Investment predominantly in debt securities, with balance exposure in equity/ equity-related securities	 THE RISK OF THE SCHEME IS MODERATELY HIGH	CRISIL Hybrid 85+15- Conservative Index	 THE RISK OF THE BENCHMARK IS MODERATELY HIGH

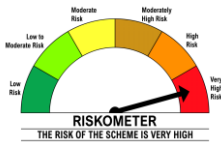
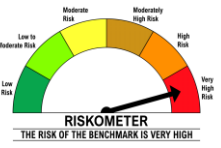





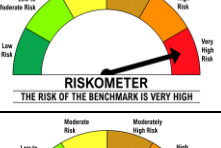

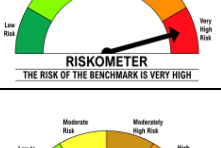

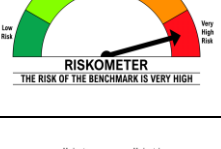

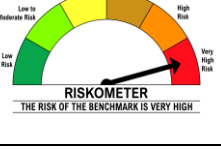
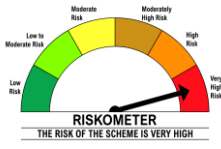
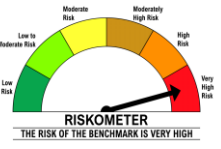
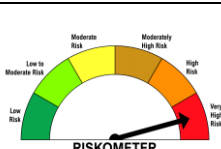
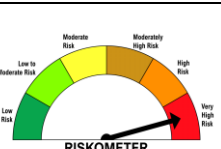
Scheme Name	Product Suitability	Risk-o-meter of Scheme	Name of the Benchmark	Risk-o-meter of Benchmark
<b>DSP Liquidity Fund</b> An open ended liquid scheme. A relatively low interest rate risk and moderate credit risk.	This Product is suitable for investors who are seeking* • Income over a short-term investment horizon • Investment in money market and debt securities, with maturity not exceeding 91 days	 RISKOMETER THE RISK OF THE SCHEME IS LOW TO MODERATE	CRISIL Liquid Debt A-I Index	 RISKOMETER THE RISK OF THE BENCHMARK IS LOW TO MODERATE
<b>DSP Ultra Short Fund</b> An open ended ultra-short term debt scheme investing in debt and money market securities such that the Macaulay duration of the portfolio is between 3 months and 6 months (please refer page no. 56 under the section "Where will the Scheme invest?" of SID for details on Macaulay's Duration). A relatively low interest rate risk and moderate credit risk.	This Product is suitable for investors who are seeking* • Income over a short-term investment horizon • Investment in money market and debt securities	 RISKOMETER THE RISK OF THE SCHEME IS MODERATE	CRISIL Ultra Short Duration Debt A-I Index	 RISKOMETER THE RISK OF THE BENCHMARK IS LOW TO MODERATE
<b>DSP Floater Fund</b> An open ended debt scheme predominantly investing in floating rate instruments (including fixed rate instruments converted to floating rate exposures using swaps/derivatives). A relatively high interest rate risk and relatively low credit risk.	This Product is suitable for investors who are seeking* • To generate regular Income • Investment predominantly in floating rate instruments (including fixed rate instruments converted to floating rate exposures)	 RISKOMETER THE RISK OF THE SCHEME IS MODERATE	CRISIL Short Duration Debt A-II Index	 RISKOMETER THE RISK OF THE BENCHMARK IS LOW TO MODERATE
<b>DSP Savings Fund</b> An open ended debt scheme investing in money market instruments. A relatively low interest rate risk and moderate credit risk.	This Product is suitable for investors who are seeking* • Income over a short-term investment horizon • Investment in money market instruments with maturity less than or equal to 1 year.	 RISKOMETER THE RISK OF THE SCHEME IS LOW TO MODERATE	CRISIL Money Market A-I Index	 RISKOMETER THE RISK OF THE BENCHMARK IS LOW TO MODERATE
<b>DSP Gilt Fund (Erstwhile DSP Government Securities Fund)#</b> An open ended debt scheme investing in government securities across maturity. A relatively high interest rate risk and relatively low credit risk.	This Product is suitable for investors who are seeking* • Income over a long-term investment horizon • Investment in Central and /or State government securities #Please refer to Notice cum addendum dated January 11, 2024 for change in fundamental attribute of scheme with effect from February 23, 2024.	 RISKOMETER THE RISK OF THE SCHEME IS MODERATE	CRISIL Dynamic Gilt Index	 RISKOMETER THE RISK OF THE BENCHMARK IS MODERATE
<b>DSP Short Term Fund</b> An open ended short term debt scheme investing in debt and money market securities such that the Macaulay duration of the portfolio is between 1 year and 3 years (please refer page no. 40 under the section "Where will the Scheme invest?" for details on Macaulay's Duration). A moderate interest rate risk and relatively low credit risk.	This Product is suitable for investors who are seeking* • Income over a medium-term investment horizon • Investment in money market and debt securities	 RISKOMETER THE RISK OF THE SCHEME IS MODERATE	CRISIL Short Duration Debt A-II Index	 RISKOMETER THE RISK OF THE BENCHMARK IS LOW TO MODERATE
<b>DSP Banking &amp; PSU Debt Fund</b> An open ended debt scheme predominantly investing in Debt Instruments of banks, Public Sector Undertakings, Public Financial Institutions and Municipal Bonds. A relatively high interest rate risk and relatively low credit risk.	This Product is suitable for investors who are seeking* • Income over a short-term investment horizon • Investment in money market and debt securities issued by banks and public sector undertakings, public financial institutions and Municipal Bonds	 RISKOMETER THE RISK OF THE SCHEME IS MODERATE	Nifty Banking & PSU Debt Index A-II	 RISKOMETER THE RISK OF THE BENCHMARK IS LOW TO MODERATE
<b>DSP Credit Risk Fund</b> An open ended debt scheme predominantly investing in AA and below rated corporate bonds (excluding AA+ rated corporate bonds). A relatively high interest rate risk and relatively high credit risk.	This Product is suitable for investors who are seeking* • Income over a medium-term to long term investment horizon • Investment predominantly in corporate bonds which are AA and below rated instruments	 RISKOMETER THE RISK OF THE SCHEME IS MODERATELY HIGH	CRISIL Credit Risk Debt B-II Index	 RISKOMETER THE RISK OF THE BENCHMARK IS MODERATELY HIGH
<b>DSP Strategic Bond Fund</b> An open ended dynamic debt scheme investing across duration. A relatively high interest rate risk and moderate credit risk.	This Product is suitable for investors who are seeking* • Income over a medium to long term investment horizon • Investment in actively managed portfolio of money market and debt securities	 RISKOMETER THE RISK OF THE SCHEME IS MODERATE	CRISIL Dynamic Bond A-III Index	 RISKOMETER THE RISK OF THE BENCHMARK IS MODERATE

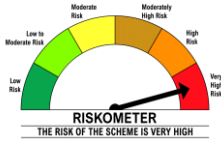
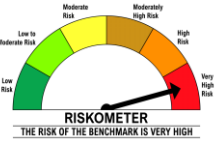
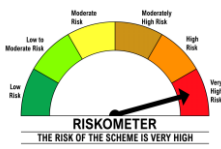
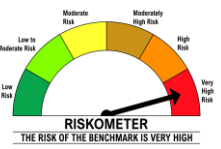

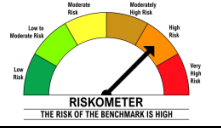

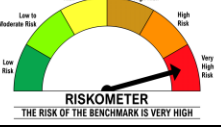
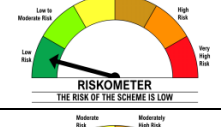
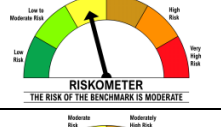

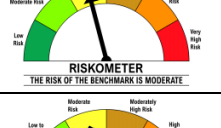

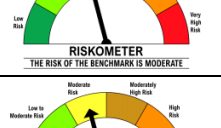


Scheme Name	Product Suitability	Risk-o-meter of Scheme	Name of the Benchmark	Risk-o-meter of Benchmark
<p><b>DSP Bond Fund</b> An open ended medium term debt scheme investing in debt and money market securities such that the Macaulay duration of the portfolio is between 3 years and 4 years (please refer page no. 59 under the section "Where will the Scheme invest" for details on Macaulay's Duration). A relatively high interest rate risk and moderate credit risk.</p>	<p>This Product is suitable for investors who are seeking*</p> <ul style="list-style-type: none"> <li>Income over a medium-term investment horizon</li> <li>Investment in money market and debt securities</li> </ul>		CRISIL Medium Duration Debt A-III Index	
<p><b>DSP Low Duration Fund</b> An open ended low duration debt scheme investing in debt and money market securities such that the Macaulay duration of the portfolio is between 6 months and 12 months (please refer page no. 39 under the section "Where will the Scheme invest" in the SID for details on Macaulay's Duration). A relatively low interest rate risk and moderate credit risk.</p>	<p>This Product is suitable for investors who are seeking*</p> <ul style="list-style-type: none"> <li>Income over a short-term investment horizon.</li> <li>Investments in money market and debt securities</li> </ul>		NIFTY Low Duration Debt Index A-I	
<p><b>DSP 10Y G-Sec Fund</b> An open ended debt scheme investing in government securities having a constant maturity of 10 years. A relatively high interest rate risk and relatively low credit risk.</p>	<p>This Product is suitable for investors who are seeking*</p> <ul style="list-style-type: none"> <li>Income over a long-term investment horizon</li> <li>Investment in Government securities such that the Macaulay duration of the portfolio is similar to the 10 Years benchmark government security</li> </ul>		CRISIL 10 Year Gilt Index	
<p><b>DSP Corporate Bond Fund</b> An open ended debt scheme predominantly investing in AA+ and above rated corporate bonds. A relatively high interest rate risk and moderate credit risk.</p>	<p>This Product is suitable for investors who are seeking*</p> <ul style="list-style-type: none"> <li>Income over a medium-term to long term investment horizon</li> <li>Investment in money market and debt securities</li> </ul>		CRISIL Corporate Debt A-II Index	
<p><b>DSP Overnight Fund</b> An Open Ended Debt Scheme Investing in Overnight Securities. A relatively low interest rate risk and relatively low credit risk.</p>	<p>This Product is suitable for investors who are seeking*</p> <ul style="list-style-type: none"> <li>reasonable returns with high levels of safety and convenience of liquidity over short term</li> <li>Investment in debt and money market instruments having maturity of upto 1 business day</li> </ul>		CRISIL Liquid Overnight Index	
<p><b>DSP NIFTY 50 EQUAL WEIGHT ETF</b> An open ended scheme replicating/tracking NIFTY50 Equal Weight Index</p>	<p>This Product is suitable for investors who are seeking*</p> <ul style="list-style-type: none"> <li>Long-term capital growth</li> <li>Investment in equity and equity related securities covered by NIFTY50 Equal Weight Index, subject to tracking error.</li> </ul>		NIFTY50 Equal Weight TRI	
<p><b>DSP Nifty 50 ETF</b> An open ended scheme replicating/tracking Nifty 50 Index</p>	<p>This Product is suitable for investors who are seeking*</p> <ul style="list-style-type: none"> <li>Long-term capital growth</li> <li>Investment in equity and equity related securities covered by Nifty 50 Index, subject to tracking error.</li> </ul>		Nifty 50 TRI	
<p><b>DSP Nifty Midcap 150 Quality 50 ETF</b> An open ended scheme replicating/tracking Nifty Midcap 150 Quality 50 Index</p>	<p>This Product is suitable for investors who are seeking*</p> <ul style="list-style-type: none"> <li>Long-term capital growth</li> <li>Investment in equity and equity related securities covered by Nifty Midcap 150 Quality 50 Index, subject to tracking error.</li> </ul>		Nifty Midcap 150 Quality 50 TRI	
<p><b>DSP Nifty SDL Plus G-Sec Jun 2028 30:70 Index Fund</b> An open ended target maturity index fund investing in the constituents of Nifty SDL Plus G-Sec Jun 2028 30:70 Index. A relatively high interest rate risk and relatively low credit risk.</p>	<p>This Product is suitable for investors who are seeking*</p> <ul style="list-style-type: none"> <li>Income over long term</li> <li>An open ended target maturity index fund that seeks to track the performance of Nifty SDL Plus G-Sec Jun 2028 30:70 Index, subject to tracking error.</li> </ul>		Nifty SDL Plus G-Sec Jun 2028 30:70 Index	

Scheme Name	Product Suitability	Risk-o-meter of Scheme	Name of the Benchmark	Risk-o-meter of Benchmark
DSP Silver ETF An open ended exchange traded fund replicating/tracking domestic prices of silver	This product is suitable for investors who are seeking* • Portfolio diversification through asset allocation. • Silver exposure through investment in physical silver	 THE RISK OF THE SCHEME IS VERY HIGH	Domestic Price of Physical Silver (based on London Bullion Market association (LBMA) Silver daily spot fixing price.)	 THE RISK OF THE BENCHMARK IS VERY HIGH
DSP Gold ETF An open ended exchange traded fund replicating/tracking domestic prices of Gold	This product is suitable for investors who are seeking* • Capital appreciation over long term. • Investment in gold in order to generate returns similar to the performance of gold, subject to tracking error.	 THE RISK OF THE SCHEME IS HIGH	Domestic Price of Physical Gold (based on London Bullion Market Association (LBMA) gold daily spot fixing price)	 THE RISK OF THE BENCHMARK IS HIGH
DSP Nifty Midcap 150 Quality 50 Index Fund An open ended scheme replicating/tracking Nifty Midcap 150 Quality 50 Index	This product is suitable for investors who are seeking* • Long-term capital growth • Investment in equity and equity related securities covered by Nifty Midcap 150 Quality 50 Index, subject to tracking error.	 THE RISK OF THE SCHEME IS VERY HIGH	Nifty Midcap 150 Quality 50 TRI	 THE RISK OF THE BENCHMARK IS VERY HIGH
DSP CRISIL-IBX 50:50 Gilt Plus SDL - April 2033 Index Fund (Erstwhile known as DSP CRISIL SDL Plus G-Sec Apr 2033 50:50 Index Fund) An open ended target maturity index fund investing in the constituents of CRISIL-IBX 50:50 Gilt Plus SDL Index - April 2033. A relatively high interest rate risk and relatively low credit risk. Please refer to Notice cum addendum dated May 27, 2025 for change of scheme name and change of benchmark for above scheme with immediate effect.	This Product is suitable for investors who are seeking* • Income over long term • An open ended target maturity index fund that seeks to track the performance CRISILIBX 50:50 Gilt Plus SDL Index - April 2033, subject to tracking error.	 THE RISK OF THE SCHEME IS MODERATE	CRISIL-IBX 50:50 Gilt Plus SDL Index - April 2033	 THE RISK OF THE BENCHMARK IS MODERATE
DSP Nifty SDL Plus G-Sec Sep 2027 50:50 Index Fund An open ended target maturity index fund investing in the constituents of Nifty SDL Plus G-Sec Sep 2027 50:50 Index. A relatively high interest rate risk and relatively low credit risk.	This Product is suitable for investors who are seeking* • Income over long term • An open ended target maturity index fund that seeks to track the performance of Nifty SDL Plus G-Sec Sep 2027 50:50 Index, subject to tracking error.	 THE RISK OF THE SCHEME IS LOW TO MODERATE	Nifty SDL Plus G-Sec Sep 2027 50:50 Index	 THE RISK OF THE BENCHMARK IS LOW TO MODERATE
DSP Nifty Bank ETF An open ended scheme replicating/tracking Nifty Bank Index	This product is suitable for investors who are seeking* • Long-term capital growth • Investment in equity and equity related securities covered by Nifty Bank Index, subject to tracking error.	 THE RISK OF THE SCHEME IS VERY HIGH	Nifty Bank TRI	 THE RISK OF THE BENCHMARK IS VERY HIGH
DSP Nifty IT ETF An open ended scheme replicating/tracking Nifty IT Index	This product is suitable for investors who are seeking* • Long-term capital growth • Investment in equity and equity related securities covered by Nifty IT Index, subject to tracking error.	 THE RISK OF THE SCHEME IS VERY HIGH	Nifty IT TRI	 THE RISK OF THE BENCHMARK IS VERY HIGH
DSP Nifty PSU Bank ETF An open ended scheme replicating/tracking Nifty PSU Bank Index	This product is suitable for investors who are seeking* • Long-term capital growth • Investment in equity and equity related securities covered by Nifty PSU Bank Index, subject to tracking error.	 THE RISK OF THE SCHEME IS VERY HIGH	Nifty PSU Bank TRI	 THE RISK OF THE BENCHMARK IS VERY HIGH

Scheme Name	Product Suitability	Risk-o-meter of Scheme	Name of the Benchmark	Risk-o-meter of Benchmark
DSP Nifty Private Bank ETF An open ended scheme replicating/ tracking Nifty Private Bank Index	This product is suitable for investors who are seeking* • Long-term capital growth • Investment in equity and equity related securities covered by Nifty Private Bank Index, subject to tracking error.	 RISKOMETER THE RISK OF THE SCHEME IS VERY HIGH	Nifty Private Bank TRI	 RISKOMETER THE RISK OF THE BENCHMARK IS VERY HIGH
DSP BSE Sensex ETF An open ended scheme replicating/ tracking BSE Sensex Index	This product is suitable for investors who are seeking* • Long-term capital growth • Investment in equity and equity related securities covered by BSE Sensex Index, subject to tracking error.	 RISKOMETER THE RISK OF THE SCHEME IS VERY HIGH	BSE Sensex TRI	 RISKOMETER THE RISK OF THE BENCHMARK IS VERY HIGH
DSP Multi Asset Allocation Fund An open ended scheme investing in equity/equity related securities, debt/ money market instruments, commodity ETFs, exchange traded commodity derivatives and overseas securities	This Product is suitable for investors who are seeking* • Long-term capital growth • Investment in a multi asset allocation fund with investments across equity and equity related securities, debt and money market instruments, commodity ETFs, exchange traded commodity derivatives, overseas securities and other permitted instruments	 RISKOMETER THE RISK OF THE SCHEME IS HIGH	40% NIFTY500 TRI + 20% NIFTY Composite Debt Index+ 15% Domestic Price of Physical Gold (based on London Bullion Market Association (LBMA) gold daily spot fixing price) + 5% ICOMDEX Composite Index + 20% MSCI World Index	 RISKOMETER THE RISK OF THE BENCHMARK IS VERY HIGH
DSP Gold ETF Fund of Fund An open ended fund of fund scheme investing in DSP Gold ETF	This Product is suitable for investors who are seeking* • Long-term capital growth • Investments in units of DSP Gold ETF which in turn invest in Physical Gold	 RISKOMETER THE RISK OF THE SCHEME IS VERY HIGH	Domestic Price of Physical Gold (based on London Bullion Market Association (LBMA) gold daily spot fixing price)	 RISKOMETER THE RISK OF THE BENCHMARK IS HIGH
DSP Banking & Financial Services Fund An open ended equity scheme investing in banking and financial services sector	This Product is suitable for investors who are seeking* • Long-term capital growth • Investment in equity and equity related securities of banking and financial services companies	 RISKOMETER THE RISK OF THE SCHEME IS VERY HIGH	Nifty Financial Services TRI	 RISKOMETER THE RISK OF THE BENCHMARK IS VERY HIGH
DSP Nifty Smallcap250 Quality 50 Index Fund An open ended scheme replicating/ tracking Nifty Smallcap250 Quality 50 Index, subject to tracking error.	This Product is suitable for investors who are seeking* • Long-term capital growth • Investment in equity and equity related securities covered by Nifty Smallcap250 Quality 50 Index, subject to tracking error.	 RISKOMETER THE RISK OF THE SCHEME IS VERY HIGH	Nifty Smallcap250 Quality 50 TRI	 RISKOMETER THE RISK OF THE BENCHMARK IS VERY HIGH
DSP Multicap Fund An open ended equity scheme investing across large cap, mid cap, small cap stocks	This Product is suitable for investors who are seeking* • Long term capital growth • Investment in equity and equity related securities of large cap, mid cap, small cap companies	 RISKOMETER THE RISK OF THE SCHEME IS VERY HIGH	Nifty 500 Multicap 50:25:25 TRI	 RISKOMETER THE RISK OF THE BENCHMARK IS VERY HIGH
DSP Nifty Healthcare ETF An open ended scheme replicating/ tracking Nifty Healthcare Index	This product is suitable for investors who are seeking* • Long-term capital growth • Investment in equity and equity related securities covered by Nifty Healthcare Index, subject to tracking error.	 RISKOMETER THE RISK OF THE SCHEME IS VERY HIGH	Nifty Healthcare TRI	 RISKOMETER THE RISK OF THE BENCHMARK IS VERY HIGH
DSP US Specific Debt Passive FoF** (Erstwhile known as DSP US Treasury Fund of Fund) An open ended fund of funds scheme investing in units of ETFs and/or Funds focused on US Treasury Bonds	This Product is suitable for investors who are seeking* • Long term capital appreciation • To generate income by investing in units of ETFs and/or Funds focused on US Treasury Bonds	 RISKOMETER THE RISK OF THE SCHEME IS VERY HIGH	MSCI U.S. Government Bond Index	 RISKOMETER THE RISK OF THE BENCHMARK IS VERY HIGH

Scheme Name	Product Suitability	Risk-o-meter of Scheme	Name of the Benchmark	Risk-o-meter of Benchmark
DSP BSE Liquid Rate ETF An open ended scheme replicating/tracking BSE Liquid Rate Index. A relatively low interest rate risk and relatively low credit risk.	This Product is suitable for investor who are seeking* • Current income with high degree of liquidity • Investment in Tri-Party REPO, Repo in Government Securities, Reverse Repo and similar other overnight instruments	 THE RISK OF THE SCHEME IS LOW	BSE Liquid Rate Index	 THE RISK OF THE BENCHMARK IS LOW
DSP Nifty Bank Index Fund An open ended scheme replicating/tracking Nifty Bank Index.	This product is suitable for investor who are seeking* • Long-term capital growth • Investment in equity and equity related securities covered by Nifty Bank Index, subject to tracking error.	 THE RISK OF THE SCHEME IS VERY HIGH	Nifty Bank TRI	 THE RISK OF THE BENCHMARK IS VERY HIGH
DSP Nifty Top 10 Equal Weight Index Fund An open ended scheme replicating/tracking Nifty Top 10 Equal Weight Index.	This product is suitable for investor who are seeking* • Long-term capital growth • Investment in equity and equity related securities covered by Nifty Top 10 Equal Weight Index, subject to tracking error.	 THE RISK OF THE SCHEME IS VERY HIGH	Nifty Top 10 Equal Weight TRI	 THE RISK OF THE BENCHMARK IS VERY HIGH
DSP Nifty Top 10 Equal Weight ETF An open ended scheme replicating/tracking Nifty Top 10 Equal Weight Index.	This product is suitable for investor who are seeking* • Long-term capital growth • Investment in equity and equity related securities covered by Nifty Top 10 Equal Weight Index, subject to tracking error.	 THE RISK OF THE SCHEME IS VERY HIGH	Nifty Top 10 Equal Weight TRI	 THE RISK OF THE BENCHMARK IS VERY HIGH
DSP Business Cycle Fund An open ended equity scheme following business cycles based investing theme.	This product is suitable for investor who are seeking* • Long-term capital growth • Investment in equity and equity related securities with a focus on riding business cycles through dynamic allocation across various sectors / themes / stocks at different stages of business cycle	 THE RISK OF THE SCHEME IS VERY HIGH	Nifty 500 TRI	 THE RISK OF THE BENCHMARK IS VERY HIGH
DSP BSE SENSEX Next 30 Index Fund An open ended scheme replicating/tracking BSE SENSEX Next 30 Index	This product is suitable for investors who are seeking* • Long term capital growth • Investment in equity and equity related securities covered by BSE SENSEX Next 30 Index, subject to tracking error.	 THE RISK OF THE SCHEME IS VERY HIGH	BSE SENSEX Next 30 TRI	 THE RISK OF THE BENCHMARK IS VERY HIGH
DSP BSE Sensex Next 30 ETF An open ended scheme replicating / tracking BSE SENSEX Next 30 Index	This product is suitable for investors who are seeking* • Long term capital growth • Investment in equity and equity related securities covered by BSE SENSEX Next 30 Index, subject to tracking error.	 THE RISK OF THE SCHEME IS VERY HIGH	BSE SENSEX Next 30 TRI	 THE RISK OF THE BENCHMARK IS VERY HIGH
DSP Nifty Private Bank Index Fund An open ended scheme replicating / tracking Nifty Private Bank Index	This product is suitable for investors who are seeking* • Long term capital growth • Investment in equity and equity related securities covered by Nifty Private Bank Index, subject to tracking error.	 THE RISK OF THE SCHEME IS VERY HIGH	Nifty Private Bank TRI	 THE RISK OF THE BENCHMARK IS VERY HIGH
DSP Silver ETF Fund of Fund An open ended fund of fund scheme investing in DSP Silver ETF	This product is suitable for investors who are seeking* • Long term capital growth • Investments in units of DSP Silver ETF which in turn invest in Physical Silver	 THE RISK OF THE SCHEME IS VERY HIGH	Domestic Price of Physical Silver (based on London Bullion Market association (LBMA) Silver daily spot fixing price)	 THE RISK OF THE BENCHMARK IS VERY HIGH

Scheme Name	Product Suitability	Risk-o-meter of Scheme	Name of the Benchmark	Risk-o-meter of Benchmark
DSP Nifty Healthcare Index Fund An open ended scheme replicating / tracking Nifty Healthcare Index	This product is suitable for investors who are seeking* • Long term capital growth • Investment in equity and equity related securities covered by Nifty Healthcare Index, subject to tracking error.		Nifty Healthcare TRI	
DSP Nifty IT Index Fund An open ended scheme replicating / tracking Nifty IT Index	This product is suitable for investors who are seeking* • Long term capital growth • Investment in equity and equity related securities covered by Nifty IT Index, subject to tracking error.		Nifty IT TRI	
DSP Nifty500 Flexicap Quality 30 Index Fund An open ended scheme replicating / tracking Nifty500 Flexicap Quality 30 Index	This product is suitable for investors who are seeking* • Long term capital growth • Investment in equity and equity related securities covered by Nifty500 Flexicap Quality 30 Index, subject to tracking error.		Nifty500 Flexicap Quality 30 TRI	
DSP Nifty500 Flexicap Quality 30 ETF An open ended scheme replicating / tracking Nifty500 Flexicap Quality 30 Index	This product is suitable for investors who are seeking* • Long term capital growth • Investment in equity and equity related securities covered by Nifty500 Flexicap Quality 30 Index, subject to tracking error.		Nifty500 Flexicap Quality 30 TRI	
DSP MSCI India ETF An open ended scheme replicating / tracking MSCI India Index.	This product is suitable for investors who are seeking* • Long term capital growth • Investment in equity and equity related securities covered by MSCI India Index, subject to tracking error.		MSCI India Index (TRI)	
DSP Nifty Midcap 150 Index Fund An open ended scheme replicating / tracking Nifty Midcap 150 Index)	This product is suitable for investors who are seeking* • Long term capital growth • Investment in equity and equity related securities covered by Nifty Midcap 150 Index, subject to tracking error. The investment objective of the Scheme is to generate returns that are commensurate with the performance of the Nifty Midcap 150 Index, subject to tracking error. There is no assurance that the investment objective of the Scheme will be achieved		Nifty Midcap 150 TRI	
DSP Nifty Smallcap 250 Index Fund An open ended scheme replicating / tracking Nifty Smallcap 250 Index	This product is suitable for investors who are seeking* • Long term capital growth • Investment in equity and equity related securities covered by Nifty Smallcap 250 Index, subject to tracking error. The investment objective of the Scheme is to generate returns that are commensurate with the performance of the Nifty Smallcap 250 Index, subject to tracking error. There is no assurance that the investment objective of the Scheme will be achieved		Nifty Smallcap 250 TRI	
DSP Nifty Midcap 150 ETF An open ended scheme replicating / tracking Nifty Midcap 150 Index	This product is suitable for investors who are seeking* • Long term capital growth • Investment in equity and equity related securities covered by Nifty Midcap 150 Index, subject to tracking error. The investment objective of the Scheme is to generate returns that are commensurate with the performance of the Nifty Midcap 150 Index, subject to tracking error. There is no assurance that the investment objective of the Scheme will be achieved		Nifty Midcap 150 TRI	
DSP Nifty Smallcap 250 ETF An open ended scheme replicating / tracking Nifty Smallcap 250 Index	This product is suitable for investors who are seeking* • Long term capital growth • Investment in equity and equity related securities covered by Nifty Smallcap 250 Index, subject to tracking error. The investment objective of the Scheme is to generate returns that are commensurate with the performance of the Nifty Smallcap 250 Index, subject to tracking error. There is no assurance that the investment objective of the Scheme will be achieved		Nifty Smallcap 250 TRI	

Scheme Name	Product Suitability	Risk-o-meter of Scheme	Name of the Benchmark	Risk-o-meter of Benchmark
DSP Nifty Next 50 ETF An open ended scheme replicating / tracking Nifty Next 50 Index	This product is suitable for investors who are seeking* • Long term capital growth • Investment in equity and equity related securities covered by Nifty Next 50 Index, subject to tracking error. The investment objective of the Scheme is to generate returns that are commensurate with the performance of the Nifty Next 50 Index, subject to tracking error. There is no assurance that the investment objective of the Scheme will be achieved.	 RISKOMETER THE RISK OF THE SCHEME IS VERY HIGH	Nifty Next 50 TRI	 RISKOMETER THE RISK OF THE BENCHMARK IS VERY HIGH
DSP Nifty 500 Index Fund An open ended scheme replicating / tracking Nifty 500 Index	This product is suitable for investors who are seeking* • Long term capital growth • Investment in equity and equity related securities covered by Nifty 500 Index, subject to tracking error. The investment objective of the Scheme is to generate returns that are commensurate with the performance of the Nifty 500 Index, subject to tracking error. There is no assurance that the investment objective of the Scheme will be achieved.	 RISKOMETER THE RISK OF THE SCHEME IS VERY HIGH	Nifty 500 TRI	 RISKOMETER THE RISK OF THE BENCHMARK IS VERY HIGH
DSP Multi Asset Omni Fund of Funds An open ended fund of fund scheme investing in units of active and passive schemes of Equity, Debt and Commodity asset classes	This product is suitable for investors who are seeking* • Long term capital growth • Investments in units of equity oriented, debt oriented and commodity oriented schemes Investors should consult their financial advisers if in doubt about whether the Scheme is suitable for them.	 RISKOMETER THE RISK OF THE SCHEME IS MODERATELY HIGH	55% Nifty 500 TRI + 15% Domestic Price of Physical Gold (LBMA) + 5% Domestic Price of Physical Silver (LBMA) + 25% NIFTY Composite Debt Index	 RISKOMETER THE RISK OF THE BENCHMARK IS HIGH
DSP BSE Top 10 Banks ETF An open ended scheme replicating / tracking BSE Top 10 Banks Index	This product is suitable for investors who are seeking* • Long term capital growth • Investment in equity and equity related securities covered by BSE Top 10 Banks Index, subject to tracking error. Investors should consult their financial advisers if in doubt about whether the Scheme is suitable for them.	 RISKOMETER THE RISK OF THE SCHEME IS VERY HIGH	BSE Top 10 Banks Index TRI	 RISKOMETER THE RISK OF THE BENCHMARK IS VERY HIGH
DSP FMP Series 267 - 1246 Days A Close Ended Debt Scheme , A Relatively High Interest Rate Risk and Relatively Low Credit Risk	This close ended debt scheme is suitable for investor who are seeking* • Income over an investment horizon of 1246 days • Investments in money market and debt securities with maturities on or before the maturity of the Scheme	 RISKOMETER THE RISK OF THE SCHEME IS LOW	CRISIL Medium Duration Debt A-III Index	 RISKOMETER THE RISK OF THE BENCHMARK IS MODERATE
DSP FMP Series 268 - 1281 Days A Close Ended Debt Scheme , A Relatively High Interest Rate Risk and Relatively Low Credit Risk	This close ended debt scheme is suitable for investor who are seeking* • Income over an investment horizon of 1281 days • Investments in money market and debt securities with maturities on or before the maturity of the Scheme	 RISKOMETER THE RISK OF THE SCHEME IS LOW	CRISIL Medium Duration Debt A-III Index	 RISKOMETER THE RISK OF THE BENCHMARK IS MODERATE
DSP FMP Series 270 - 1144 Days A Close Ended Debt Scheme , A relatively high interest rate risk and relatively low credit risk	This close ended debt scheme is suitable for investor who are seeking* • Income over an investment horizon of 1144 days • Investments in money market and debt securities with maturities on or before the maturity of the Scheme	 RISKOMETER THE RISK OF THE SCHEME IS LOW	CRISIL Medium Duration Debt A-III Index	 RISKOMETER THE RISK OF THE BENCHMARK IS MODERATE
DSP FMP Series - 264 - 60M - 17D An Close Ended Debt Scheme seek to generate returns and capital appreciation by investing in a portfolio of Debt and Money Market Securities.	This close ended income scheme is suitable for investor who are seeking* • Income over an investment horizon of 60 months and 17 days • Investments in money market and debt securities with maturities on or before the maturity of the Scheme	 RISKOMETER THE RISK OF THE SCHEME IS LOW TO MODERATE	CRISIL Medium to Long Term Debt A-III Index	 RISKOMETER THE RISK OF THE BENCHMARK IS MODERATE

## **DISCLAIMERS:**

**NSE Disclaimer:** It is to be distinctly understood that the permission given by NSE should not in any way be deemed or construed that the Scheme Information Document has been cleared or approved by NSE nor does it certify the correctness or completeness of any of the contents of the Draft Scheme Information Document. The investors are advised to refer to the Scheme Information Document for the full text of the 'Disclaimer Clause of NSE'.

**BSE Disclaimer:** It is to be distinctly understood that the permission given by BSE Limited should not in any way be deemed or construed that the SID has been cleared or approved by BSE Limited nor does it certify the correctness or completeness of any of the contents of the SID. The investors are advised to refer to the SID for the full text of the 'Disclaimer clause of the BSE Limited'.

**MSCI Disclaimer:** The financial products referred to herein are not sponsored, endorsed, or promoted by MSCI, and MSCI bears no liability with respect to any such financial products or any index on which such financial products are based. The [prospectus or similar offering document] contains a more detailed description of the limited relationship MSCI has with [Licensee/DSP Asset Managers Private Limited] and any relevant financial products. No purchaser, seller or holder of this product, or any other person or entity, should use or refer to any MSCI trade name, trademark or service mark to sponsor, endorse, market or promote this product without first contacting MSCI to determine whether MSCI's permission is required. Under no circumstances may any person or entity claim any affiliation with MSCI without the prior written permission of MSCI. MSCI's website ([www.msci.com](http://www.msci.com)) contains more detailed information about the MSCI indexes.

**Crisil Disclaimer:** Each CRISIL Index (including, for the avoidance of doubt, its values and constituents) is the sole property of CRISIL Limited (CRISIL). No CRISIL Index may be copied, retransmitted or redistributed in any manner. While CRISIL uses reasonable care in computing the CRISIL Indices and bases its calculation on data that it considers reliable, CRISIL does not warrant that any CRISIL Index is error-free, complete, adequate or without faults. Anyone accessing and/or using any part of the CRISIL Indices does so subject to the condition that: (a) CRISIL is not responsible for any errors, omissions or faults with respect to any CRISIL Index or for the results obtained from the use of any CRISIL Index; (b) CRISIL does not accept any liability (and expressly excludes all liability) arising from or relating to their use of any part of CRISIL Indices. © CRISIL Limited 2016. All Rights Reserved.

### **Other Disclaimers:**

Mutual Fund is sponsored by DSP ADIKO Holdings Private Limited & DSP HMK Holdings Private Limited. DSP ADIKO Holdings Private Limited & DSP HMK Holdings Private Limited are the Settlers of the Mutual Fund trust. The Settlers have entrusted a sum of Rs. 1 lakh to the Trustee as the initial contribution towards the corpus of the Mutual Fund. DSP Trustee Private Limited ('Trustee'), through its Board of Directors, shall discharge its obligations as trustee to the Mutual Fund.

**Past performance may or may not be sustained in future and should not be used as a basis for comparison with other investments.** There is no assurance of any returns/capital protection/capital guarantee to the investors in the schemes of DSP Mutual Fund.

Investors are advised to consult their own legal, tax and financial advisors to determine possible tax, legal and other financial implication or consequence of subscribing to the units of the schemes of the DSP Mutual Fund.

For scheme specific risk factors, asset allocation details, load structure, investment objective and more details, please read the Scheme Information Document and Key Information Memorandum of the schemes available at the Investor Service Centers of the AMC and also available on [www.dspim.com](http://www.dspim.com).

**Mutual Fund investments are subject to market risks, read all scheme related documents carefully.**