

# DSP HEALTHCARE FUND

## An open ended equity scheme investing in healthcare and pharmaceutical sector

- » Invests in companies which could benefit from growing demand in healthcare driven by rising incomes, increasing awareness and ability to spend more on health, increased export opportunities and a positive regulatory environment
- » Access to international healthcare stocks upto 25%^ . Low correlation between Indian and US Healthcare may help reduce volatility and may deliver better return per unit of risk.
  - ^The scheme may invest upto 25% of its net assets in foreign assets/securities.

## SIP Performance Regular plan Growth option

Period	Total Amount Invested <sup>\$</sup> (₹.'000)	Market Value (₹.'000)	Benchmark Market Value (₹.'000)	SIP Returns (%)	Benchmark SIP Returns (%)
1 year	24	24	23	-3.02%	-6.30%
3 years	72	100	98	22.27%	21.43%
5 years	120	198	192	20.06%	18.84%
Inception	152	310	286	22.34%	19.73%

<sup>\$</sup>Assuming ₹2000 invested per month. Inception date : 30-Nov-2018. Since inception returns have been calculated from the date of allotment till 28 February 2025.

Scheme benchmark BSE HEALTHCARE TRI Past performance may or may not be sustained in future.

## SIP Performance Direct plan Growth option

Period	Total Amount Invested <sup>\$</sup> (₹.'000)	Market Value (₹.'000)	Benchmark Market Value (₹.'000)	SIP Returns (%)	Benchmark SIP Returns (%)
1 year	24	24	23	-1.64%	-6.30%
3 years	72	102	98	23.96%	21.43%
5 years	120	206	192	21.73%	18.84%
Inception	152	328	286	24.14%	19.73%

<sup>\$</sup>Assuming ₹2000 invested per month. Inception date : 30-Nov-2018. Since inception returns have been calculated from the date of allotment till 28 February 2025.

Scheme benchmark BSE HEALTHCARE TRI Past performance may or may not be sustained in future.



**Inception November 30, 2018**

6 years and 3 Months



**Benchmark**

BSE HEALTHCARE TRI



**AUM (₹. Cr.)**

2,950.74



**Goal**

Capital Appreciation



**Exit Load**

Holding period <=1 month: 0.50%  
Holding period >1 month: Nil  
above exit load will be applicable from August 1, 2023

No exit load shall be levied in case of switch of investment from Regular Plan to Direct Plan and vice versa.

Minimum investment and additional purchase 100 /- & any amount thereafter

**Options: | Growth | IDCW\***

## Fund Managers



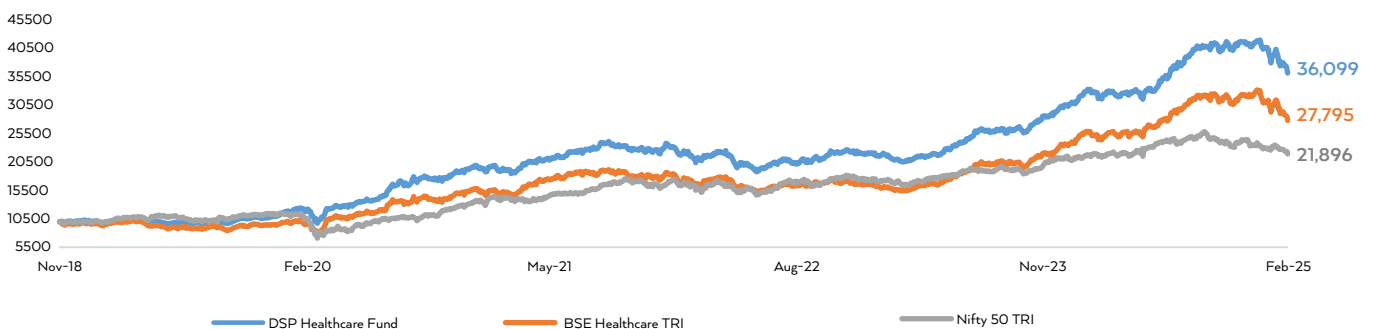
**Chirag Dagli**

(Equity and Overseas portion)

Total work experience of 22 years.

Managing this Scheme since December 2020

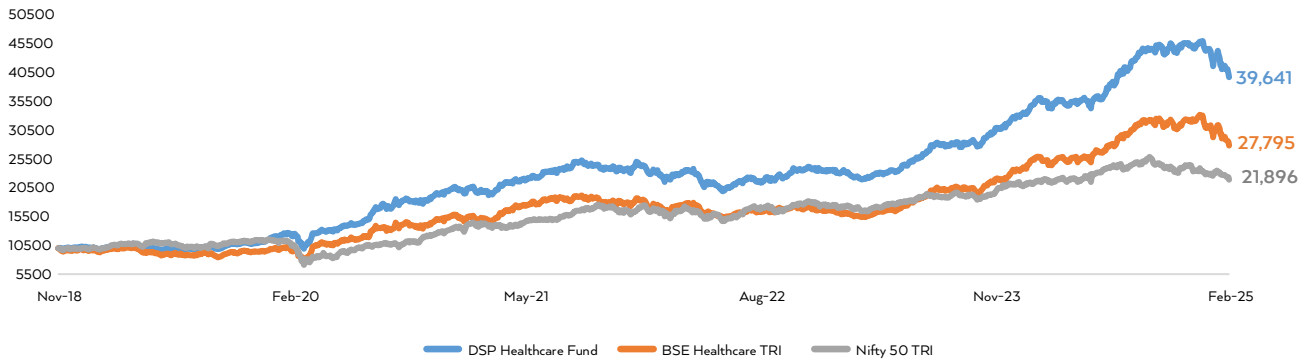
## Lumpsum Performance of Regular Plan - ₹ 10,000 invested at inception



Source: Internal, Data as on February 28, 2025

Scheme Benchmark. BSE HEALTHCARE TRI Standard Benchmark. Nifty 50 TRI Based on investment of ₹10,000 made at inception. All returns are for Regular Plan - Growth Option. Date of allotment November 30, 2018. Past performance may or may not be sustained in future.

# Lumpsum Performance of Direct Plan - ₹ 10,000 invested at inception



Source: Internal, Data as on February 28, 2025

Scheme Benchmark: BSE HEALTHCARE TRI Standard Benchmark. Nifty 50 TRI Based on investment of ₹10,000 made at inception. All returns are for Direct Plan - Growth Option. Date of allotment November 30, 2018. Past performance may or may not be sustained in future.

## Top 3 Sectors@



96%

Healthcare



1%

Financial Services



0.5%

Consumer Services

## Top 5 Stocks@

% to Net Assets

Suven Pharmaceuticals Limited	10%
Sun Pharmaceutical Industries Limited	10%
Cipla Limited	9%
IPCA Laboratories Limited	7%
Globus Medical Inc	6%

Note: The minimum application amount will not be applicable for investment made in this scheme in line with SEBI circulars on Alignment of interest of Designated Employees of AMC.

## Risk Statistics@

Standard Deviation

15.91%

Beta

0.9

R-squared

89.86%

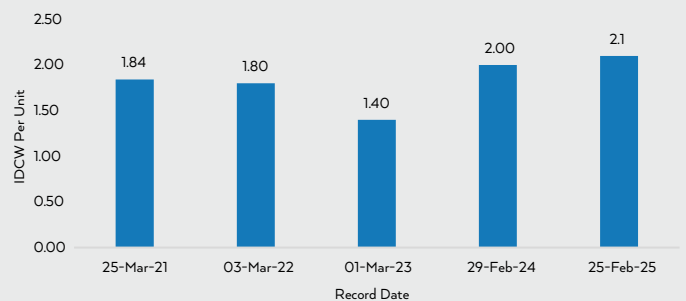
Sharpe Ratio

0.81

## Rolling Return@

	5 Years	3 Year	1 Year
<b>DSP Healthcare Fund</b>			
Minimum (%)	23.1	13.4	-15.2
Maximum (%)	33.5	32.9	94.1
Average (%)	28.1	22.0	30.6
% times negative returns	--	--	18.0
% of times returns are in excess of 7%	100	100	77.9

## IDCW\* History@



## FOR MORE INFORMATION

Contact Centre: 1800 208 4499 / 1800 200 4499

Email: [service@dspim.com](mailto:service@dspim.com)

Website: [www.dspim.com](http://www.dspim.com)

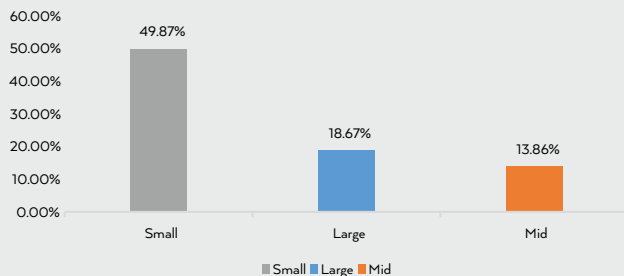
**DSP**  
MUTUAL FUND

- The frequency of calculating rolling returns in the above table is 1 years rolling returns on a daily basis since the inception of the fund.
- To illustrate, 1 year column shows average, minimum and maximum 1 year rolling returns (calculated on daily basis) an investor would have received if the investor had invested in the fund anytime since inception.
- '% times negative returns' shows %times 1 years rolling returns have been negative since inception of the fund.

Pursuant to payments of Income Distribution cum Capital Withdrawal (IDCW), the NAV of the IDCW option would fall to the extent of payout, and statutory levy, if any. For details on NAV and Face Value and for complete list of IDCWs<sup>o</sup>, visit [www.dspim.com](http://www.dspim.com).  
<sup>o</sup>Income Distribution cum Capital Withdrawal.

All returns are for Regular Plan - Growth Option. Past performance may or may not be sustained in future.

## Market Capitalization<sup>@</sup>



The Market Capitalisation is as follows

**Large-Cap:** 1st -100th company in terms of full market capitalization

**Mid Cap:** 101st -250th company in terms of full market capitalization

**Small Cap:** 251st company onwards in terms of full market capitalization

## Regular Plan Growth Option - Scheme performance in SEBI prescribed format and performance of other schemes managed by the same fund manager

FUND MANAGER - Chirag Dagli is managing the scheme since December 2020.

### DSP Healthcare Fund

Period	DSP Healthcare Fund	Growth of Rs 10,000	BSE Healthcare TRI <sup>^</sup>	Growth of Rs 10,000	Nifty 50 TRI <sup>#</sup>	Growth of Rs 10,000
1 year	10.61%	11,061	9.53%	10,953	1.89%	10,189
3 years	19.24%	16,963	18.58%	16,682	10.92%	13,652
5 years	24.88%	30,404	23.93%	29,262	15.94%	20,966
Since Inception	22.79%	36,099	17.76%	27,795	13.35%	21,896
NAV/Index Value	36.10		44,153.25		32,973.36	
Date of Allotment	Nov 30, 2018					

Since inception returns have been calculated from the date of allotment till February 28, 2025

FUND MANAGER - Chirag Dagli is managing the scheme since January 2024.

### DSP Multicap Fund

Period	DSP Multicap Fund	Growth of Rs 10,000	Nifty 500 Multicap 50:25:25 TRI <sup>^</sup>	Growth of Rs 10,000	Nifty 50 TRI <sup>#</sup>	Growth of Rs 10,000
1 year	1.14%	10,114	-1.03%	9,897	1.89%	10,189
3 years	NA	NA	NA	NA	NA	NA
5 years	NA	NA	NA	NA	NA	NA
Since Inception	1.70%	10,184	1.19%	10,129	3.89%	10,421
NAV/Index Value	10.18		17,679.29		32,973.36	
Date of Allotment	Jan 30, 2024					

Since inception returns have been calculated from the date of allotment till February 28, 2025

Note: (a) TRI - Total Return Index.

(b) ^Scheme Benchmark. #Standard Benchmark. Based on investment of ₹ 10,000 made at inception. All data for Regular plan Growth option; Different plans shall have a different expenses structure. NAV/ Index Value as on February 28, 2025

(c) **Past performance may or may not be sustained in future and should not be used as a basis for comparison with other investments.**

(d) Returns above 1 year are Compounded Annualized

(e) Load is not taken into consideration for computation of performance.

(f) Period for which fund's performance has been provided is computed based on last day of the month-end preceding the date of advertisement.

## FOR MORE INFORMATION

Contact Centre: 1800 208 4499 / 1800 200 4499

Email: [service@dspim.com](mailto:service@dspim.com)

Website: [www.dspim.com](http://www.dspim.com)

## Direct Plan Growth Option - Scheme performance in SEBI prescribed format and performance of other schemes managed by the same fund manager

FUND MANAGER - Chirag Dagli is managing the scheme since December 2020.

### DSP Healthcare Fund

Period	DSP Healthcare Fund	Growth of Rs 10,000	BSE Healthcare TRI <sup>^</sup>	Growth of Rs 10,000	Nifty 50 TRI <sup>#</sup>	Growth of Rs 10,000
1 year	12.10%	11,210	9.53%	10,953	1.89%	10,189
3 years	20.87%	17,666	18.58%	16,682	10.92%	13,652
5 years	26.66%	32,645	23.93%	29,262	15.94%	20,966
Since Inception	24.64%	39,641	17.76%	27,795	13.35%	21,896
NAV/Index Value	39.64		44,153.25		32,973.36	
Date of Allotment	Nov 30, 2018					

Since inception returns have been calculated from the date of allotment till February 28, 2025

FUND MANAGER - Chirag Dagli is managing the scheme since January 2024.

### DSP Multicap Fund

Period	DSP Multicap Fund	Growth of Rs 10,000	Nifty 500 Multicap 50:25:25 TRI <sup>^</sup>	Growth of Rs 10,000	Nifty 50 TRI <sup>#</sup>	Growth of Rs 10,000
1 year	2.71%	10,271	-1.03%	9,897	1.89%	10,189
3 years	NA	NA	NA	NA	NA	NA
5 years	NA	NA	NA	NA	1NA	NA
Since Inception	3.28%	10,355	1.19%	10,129	3.89%	10,421
NAV/Index Value	10.36		17,679.29		32,973.36	
Date of Allotment	Jan 30, 2024					

Since inception returns have been calculated from the date of allotment till February 28, 2025

Note: (a) TRI - Total Return Index.

(b) <sup>^</sup>Scheme Benchmark. <sup>#</sup>Standard Benchmark. Based on investment of ₹ 10,000 made at inception. All data for Direct plan Growth option; Different plans shall have a different expenses structure. NAV/ Index Value as on February 28, 2025

(c) **Past performance may or may not be sustained in future and should not be used as a basis for comparison with other investments.**

(d) Returns above 1 year are Compounded Annualized

(e) Load is not taken into consideration for computation of performance.

(f) Period for which fund's performance has been provided is computed based on last day of the month-end preceding the date of advertisement.

\*Income Distribution cum Capital Withdrawal. <sup>©</sup>Source: Internal, Data as on February 28, 2025 In the preparation of the material contained in this document, DSP Asset Managers Private limited ("AMC") has used information that is publicly available, including information developed in-house. The AMC however does not warrant the accuracy, reasonableness and / or completeness of any information. The data/statistics are given to explain general market trends in the securities market, it should not be construed as any research report/research recommendation. We have included statements / opinions / recommendations in this document, which contain words, or phrases such as "will", "expect", "should", "believe" and similar expressions or variations of such expressions, that are "forward looking statements".

**Actual result may differ materially from those suggested by the forward looking statements due to risk or uncertainties associated with our expectations with respect to, but not limited to, exposure to market risks, general economic and political conditions in India and other countries globally, which have an impact on our services and / or investments, the monetary and interest policies of India, inflation, deflation, unanticipated turbulence in interest rates, foreign exchange rates, equity prices or other rates or prices etc. All figures and other data given in this document are dated as on February 28, 2025 and the same may or may not be relevant in future. Investors are advised to consult their own legal, tax and financial advisors to determine possible tax, legal and other financial implication or consequence of subscribing to the units of the DSP Mutual Fund ("Fund"). The sector(s)/stock(s)/issuer(s) mentioned in this document do not constitute any recommendation of the same and the Fund may or may not have any future position in these sector(s)/stock(s)/issuer(s). Past performance may or may not be sustained in future and should not be used as a basis for comparison with other investments.** The portfolio of the scheme is subject to changes within the provisions of the Scheme Information Document (SID) of the scheme. Please refer to the SID for investment pattern, strategy and risk factors. The strategy/approach mentioned has been currently followed by the Scheme and the same may change in future depending on market conditions and other factors. For Index disclaimer [click here](#). **There is no assurance of any returns/capital protection/capital guarantee to the investors in this Scheme.**

### FOR MORE INFORMATION

Contact Centre: 1800 208 4499 / 1800 200 4499

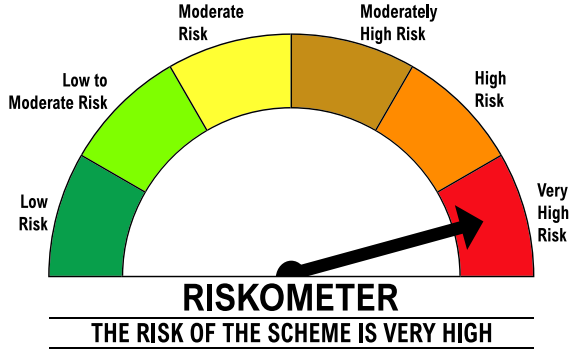
Email: [service@dspim.com](mailto:service@dspim.com)

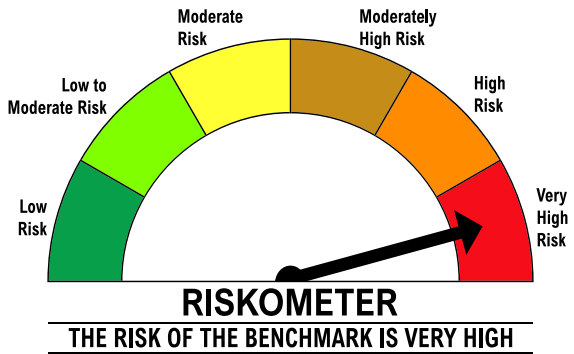
Website: [www.dspim.com](http://www.dspim.com)

**Scheme**

**DSP Healthcare Fund**

An open ended equity scheme investing in healthcare and pharmaceutical sector

PRODUCT SUITABILITY	SCHEME RISKOMETER
<p>This Product is suitable for investors who are seeking#</p> <ul style="list-style-type: none"><li>• Long term capital growth</li><li>• Investment in equity and equity related Securities of healthcare and pharmaceutical companies</li></ul>	 <p><b>RISKOMETER</b> THE RISK OF THE SCHEME IS VERY HIGH</p>

BENCHMARK NAME	BENCHMARK RISKOMETER
<p>BSE HEALTHCARE TRI</p>	 <p><b>RISKOMETER</b> THE RISK OF THE BENCHMARK IS VERY HIGH</p>

#Investors should consult their financial advisors if in doubt about whether the scheme is suitable for them.

**Mutual Fund investments are subject to market risks, read all scheme related documents carefully.**

**FOR MORE INFORMATION**

Contact Centre: 1800 208 4499 / 1800 200 4499

Email: [service@dspim.com](mailto:service@dspim.com)

Website: [www.dspim.com](http://www.dspim.com)