

# DSP NIFTY 50 EQUAL WEIGHT INDEX FUND#

(erstwhile DSP Equal Nifty 50 Fund)

An open ended scheme replicating NIFTY 50 Equal Weight Index

## What are the two core investment principles?

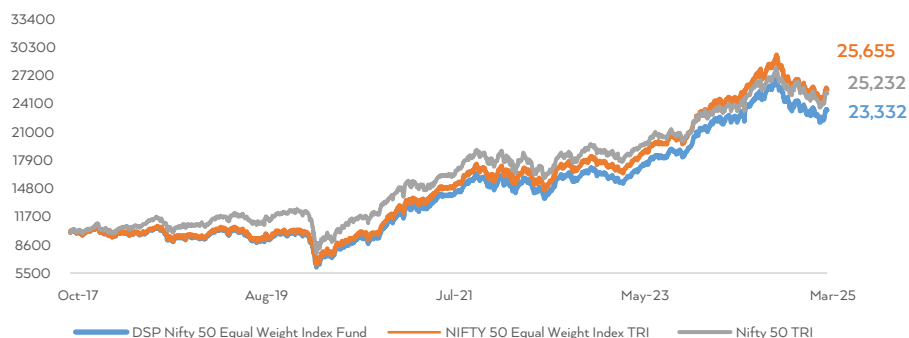
### Principle #1: Buy companies that are sector leaders, can ride through cycles

- Nifty 50 Index can help achieve #1
- » Stock weights based on marked cap
  - » Undue concentration on few stocks
  - » Higher concentration on few sectors

### Principle #2: Diversify across stocks and sectors

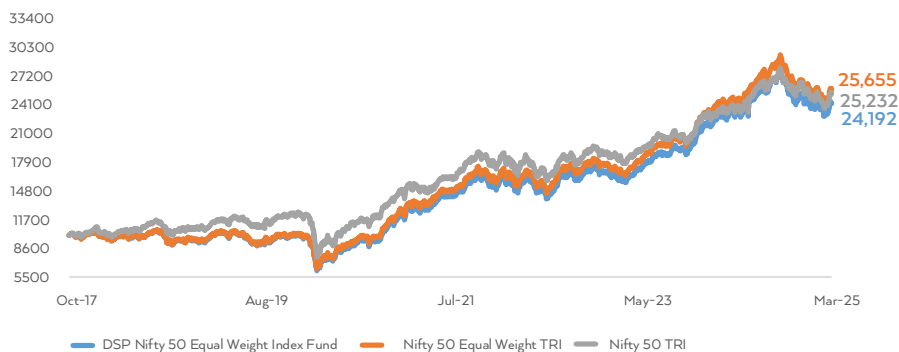
- Nifty 50 Equal Weight Index can help achieve #1 & #2
- » Stock weights are all equal
  - » Lower stock specific risk
  - » Lower sector concentration

## Lumpsum Performance of Regular Plan - ₹ 10,000 invested at inception



Scheme Benchmark. Nifty 50 Equal Weight TRI Standard Benchmark. Nifty 50 TRI Based on investment of ₹ 10,000 made at inception. All returns are for Regular Plan - Growth option. Date of allotment October 23, 2017. Past performance may or may not be sustained in future.

## Lumpsum Performance of Direct Plan - ₹ 10,000 invested at inception



Scheme Benchmark. Nifty 50 Equal Weight TRI Standard Benchmark. Nifty 50 TRI Based on investment of ₹ 10,000 made at inception. All returns are for Direct Plan - Growth option. Date of allotment October 23, 2017. Past performance may or may not be sustained in future.



**Inception Oct 23, 2017**

7 Years 5 Months



**Benchmark**

Nifty 50 Equal Weight Index TRI



**AUM (₹. Cr.)**

1,984.11



**Goal**

Capital Appreciation



**Exit Load**

Nil

### Asset Allocation

- Equity and equity related securities covered by Nifty 50 Equal Weight Index 95% - 100%
- Debt and Money Market Securities 0% - 5%

Minimum investment and additional purchase ₹ 100 /- & any amount thereafter

Options: | Growth | IDCW\*

## Fund Manager



**Anil Ghelani**

Total work experience of 27 years. Managing this Scheme since July 2019.



**Diipesh Shah**

Total work experience of 23 years. Managing the scheme since November 2020.

## Top 5 Sectors@



24%

Financial Services



12%

Automobile and Auto Components



10%

Information Technology



8%

Fast Moving Consumer Goods



8%

Metals & Mining

## Bottom 5 Sectors@



2%

Services



2%

Telecommunication



2%

Capital Goods



2%

Construction



4%

Power

#with effect from July 1, 2022, the name of the scheme stands to be modified. Revised name is DSP Nifty 50 Equal Weight Index Fund

## Risk Statistics@

Standard Deviation

14.99%

Beta

1

R-squared

100.00%

Sharpe Ratio

0.5

## Reasons to buy

4

No fund manager bias

1

Invests in the top 50<sup>^</sup> Indian companies (through the Nifty 50 Equal Weight Index)

DSP Nifty 50 Equal Weight Index Fund

2

Equal weight in all stocks in the index

3

Diversified portfolio at comparatively low cost

<sup>^</sup>Top 50 Companies by market cap

## Regular Plan Growth Option - Scheme performance in SEBI prescribed format and performance of other schemes managed by the same fund manager

FUND MANAGER - Anil Ghelani is managing the scheme since July 2019.

Dipesh Shah is managing the scheme since November 2020.

### DSP Nifty 50 Equal Weight Index Fund

Period	DSP Nifty 50 Equal Weight Index Fund	Growth of Rs. 10000	NIFTY 50 Equal Weight Index TRI <sup>^</sup>	Growth of Rs 10,000	Nifty 50 TRI <sup>^</sup>	Growth of Rs. 10000	Tracking Difference
1 year	3.82%	10,382	4.94%	10,494	6.65%	10,665	-1.12%
3 years	14.73%	15,091	15.88%	15,550	11.77%	13,956	-1.15%
5 years	28.10%	34,441	29.43%	36,274	23.72%	28,957	-1.34%
Since Inception	12.08%	23,341	13.51%	25,655	13.26%	25,232	-1.43%
NAV/Index Value	23.34		49,759.33		35,054.08		
Date of Allotment	Oct 23, 2017						

Since inception returns have been calculated from the date of allotment till 28th March, 2025

## FOR MORE INFORMATION

Contact Centre: 1800 208 4499 / 1800 200 4499

Email: service@dspim.com

Website: www.dspim.com

**DSP**  
MUTUAL FUND

**FUND MANAGER - Anil Ghelani is managing the scheme since July 2023.**

**Diipesh Shah is managing the scheme since July 2023.**

**DSP NIFTY PRIVATE BANK ETF**

	DSP NIFTY PRIVATE BANK ETF	Growth of Rs 10,000	Nifty Private Bank TRI <sup>^</sup>	Growth of Rs 10,000	Nifty 50 TRI <sup>^</sup>	Growth of Rs 10,000	Tracking Difference
1 year	9.87%	10,987	10.11%	11,011	6.65%	10,665	-0.24%
3 years	NA	NA	NA	NA	NA	NA	NA
5 years	NA	NA	NA	NA	NA	NA	NA
Since Inception	6.36%	11,085	6.58%	11,124	12.55%	12,185	-0.23%
NAV/Index Value	25.93		30,111.51		35,054.08		
Inception Date	July 27, 2023						

Since inception returns have been calculated from the date of allotment till 28th March, 2025

**FUND MANAGER - Anil Ghelani is managing the scheme since July 2023.**

**Diipesh Shah is managing the scheme since July 2023.**

**DSP BSE SENSEX ETF**

	DSP BSE SENSEX ETF	Growth of Rs 10,000	BSE Sensex TRI <sup>^</sup>	Growth of Rs 10,000	Nifty 50 TRI <sup>^</sup>	Growth of Rs 10,000	Tracking Difference
1 year	6.12%	10,612	6.39%	10,639	6.65%	10,665	-0.27%
3 years	NA	NA	NA	NA	NA	NA	NA
5 years	NA	NA	NA	NA	NA	NA	NA
Since Inception	10.63%	11,838	10.93%	11,894	12.55%	12,185	-0.31%
NAV/Index Value	78.45		1,20,211.26		35,054.08		
Inception Date	July 27, 2023						

Since inception returns have been calculated from the date of allotment till 28th March, 2025

**FUND MANAGER - Anil Ghelani is managing the scheme since February 2024.**

**Diipesh Shah is managing the scheme since February 2024.**

**DSP Nifty Healthcare ETF**

	DSP Nifty Healthcare ETF	Growth of Rs 10,000	Nifty Healthcare TRI <sup>^</sup>	Growth of Rs 10,000	Nifty 50 TRI <sup>^</sup>	Growth of Rs 10,000	Tracking Difference
1 year	13.85%	11,385	14.10%	11,410	6.65%	10,665	-0.25%
3 years	NA	NA	NA	NA	NA	NA	NA
5 years	NA	NA	NA	NA	NA	NA	NA
Since Inception	17.88%	12,090	18.17%	12,124	8.52%	10,989	-0.29%
NAV/Index Value	137.39		16,185.50		35,054.08		
Inception Date	Feb 01, 2024						

Since inception returns have been calculated from the date of allotment till 28th March, 2025

**FUND MANAGER - Anil Ghelani is managing the scheme since July 2023.**

**Diipesh Shah is managing the scheme since July 2023.**

**DSP NIFTY IT ETF**

	DSP NIFTY IT ETF	Growth of Rs 10,000	Nifty IT TRI <sup>^</sup>	Growth of Rs 10,000	Nifty 50 TRI <sup>^</sup>	Growth of Rs 10,000	Tracking Difference
1 year	7.74%	10,774	8.07%	10,807	6.65%	10,665	-0.33%
3 years	NA	NA	NA	NA	NA	NA	NA
5 years	NA	NA	NA	NA	NA	NA	NA
Since Inception	15.50%	12,824	15.95%	12,911	13.27%	12,400	-0.45%
NAV/Index Value	37.91		51,589.18		35,054.08		
Inception Date	July 07, 2023						

Since inception returns have been calculated from the date of allotment till 28th March, 2025

**FUND MANAGER - Anil Ghelani is managing the scheme since November 2023.**

**Diipesh Shah is managing the scheme since November 2023.**

**DSP Gold ETF Fund of Fund**

Period	DSP Gold ETF Fund of Fund	Growth of Rs 10,000	Scheme Benchmark <sup>^</sup>	Growth of Rs 10,000	Nifty 50 TRI <sup>^</sup>	Growth of Rs 10,000
1 year	30.32%	13,032	32.40%	13,240	6.65%	10,665
3 years	NA	NA	NA	NA	NA	NA
5 years	NA	NA	NA	NA	NA	NA
Since Inception	28.77%	14,110	31.76%	14,557	14.95%	12,089
NAV/Index Value	14.11		88,69,100.00		35,054.08	
Inception Date	Nov 17, 2023					

<sup>^</sup>Domestic Price of Physical Gold (based on London Bullion Market Association (LBMA) gold daily spot fixing price). Since inception returns have been calculated from the date of allotment till 28th March, 2025

**FOR MORE INFORMATION**

Contact Centre: 1800 208 4499 / 1800 200 4499

Email: [service@dspim.com](mailto:service@dspim.com)

Website: [www.dspim.com](http://www.dspim.com)

FUND MANAGER - Anil Ghelani is managing the scheme since July 2023.

Diipesh Shah is managing the scheme since July 2023.

#### DSP NIFTY PSU BANK ETF

	DSP NIFTY PSU BANK ETF	Growth of Rs 10,000	Nifty PSU Bank TRI <sup>^</sup>	Growth of Rs 10,000	Nifty 50 TRI <sup>#</sup>	Growth of Rs 10,000	Tracking Difference
1 year	-10.29%	8,971	-9.97%	9,003	6.65%	10,665	-0.32%
3 years	NA	NA	NA	NA	NA	NA	NA
5 years	NA	NA	NA	NA	NA	NA	NA
Since Inception	20.43%	13,643	20.93%	13,738	12.55%	12,185	-0.50%
NAV/Index Value	62.65		8,478.94		35,054.08		
Inception Date	July 27, 2023						

Since inception returns have been calculated from the date of allotment till 28th March, 2025

FUND MANAGER - Anil Ghelani is managing the scheme since August 2022.

Diipesh Shah is managing the scheme since August 2022.

#### DSP Nifty Midcap 150 Quality 50 Index Fund

Period	DSP Nifty Midcap 150 Quality 50 Index Fund	Growth of Rs 10,000	Nifty Midcap 150 Quality 50 TRI <sup>^</sup>	Growth of Rs 10,000	Nifty 50 TRI <sup>#</sup>	Growth of Rs 10,000	Tracking Difference
1 year	8.43%	10,843	9.42%	10,942	6.65%	10,665	-0.99%
3 years	NA	NA	NA	NA	NA	NA	NA
5 years	NA	NA	NA	NA	NA	NA	NA
Since Inception	10.79%	13,119	11.63%	13,383	13.28%	13,914	-0.84%
NAV/Index Value	13.12		29,508.01		35,054.08		
Date of Allotment	Aug 4, 2022						

Since inception returns have been calculated from the date of allotment till 28th March, 2025

FUND MANAGER - Anil Ghelani is managing the scheme since December 2021.

Diipesh Shah is managing the scheme since December 2021.

#### DSP Nifty 50 ETF

Period	DSP Nifty 50 ETF	Growth of Rs. 10000	Nifty 50 TRI <sup>^</sup>	Growth of Rs. 10000	Nifty 50 TRI <sup>#</sup>	Growth of Rs. 10000	Tracking Difference
1 year	6.55%	10,655	6.65%	10,665	6.65%	10,665	-0.10%
3 years	11.68%	13,922	11.77%	13,956	11.77%	13,956	-0.09%
5 years	NA	NA	NA	NA	NA	NA	NA
Since Inception	11.49%	14,260	11.60%	14,305	11.60%	14,305	-0.11%
NAV/Index Value	243.46		35,054.08		35,054.08		
Date of Allotment	Dec 23, 2021						

Since inception returns have been calculated from the date of allotment till 28th March, 2025

FUND MANAGER - Anil Ghelani is managing the scheme since March 2024.

Diipesh Shah is managing the scheme since March 2024.

#### DSP BSE Liquid Rate ETF

Period	DSP BSE Liquid Rate ETF	Growth of Rs. 10000	BSE Liquid Rate Index <sup>^</sup>	Growth of Rs. 10000	CRISIL 1 Year T-Bill Index <sup>#</sup>	Growth of Rs. 10000	Tracking Difference
1 year	6.29%	10,629	6.67%	10,667	7.49%	10,749	-0.37%
3 years	NA	NA	NA	NA	NA	NA	NA
5 years	NA	NA	NA	NA	NA	NA	NA
Since Inception	6.30%	10,631	6.75%	10,677	7.50%	10,752	-0.45%
NAV/Index Value	1,064.49		1,642.46		7,621.85		
Date of Allotment	Mar 27, 2024						

Since inception returns have been calculated from the date of allotment till 28th March, 2025

FUND MANAGER - Anil Ghelani is managing the scheme since December 2021.

Diipesh Shah is managing the scheme since December 2021.

#### DSP Nifty Midcap 150 Quality 50 ETF

Period	DSP Nifty Midcap 150 Quality 50 ETF	Growth of Rs. 10000	Nifty Midcap 150 Quality 50 TRI <sup>^</sup>	Growth of Rs. 10000	Nifty 50 TRI <sup>#</sup>	Growth of Rs. 10000	Tracking Difference
1 year	9.10%	10,910	9.42%	10,942	6.65%	10,665	-0.31%
3 years	10.35%	13,430	10.62%	13,530	11.77%	13,956	-0.27%
5 years	NA	NA	NA	NA	NA	NA	NA
Since Inception	8.24%	12,946	8.47%	13,040	11.60%	14,305	-0.24%
NAV/Index Value	224.61		29,508.01		35,054.08		
Date of Allotment	Dec 23, 2021						

Since inception returns have been calculated from the date of allotment till 28th March, 2025

#### FOR MORE INFORMATION

Contact Centre: 1800 208 4499 / 1800 200 4499

Email: service @dspim.com

Website: www.dspim.com

**FUND MANAGER - Anil Ghelani is managing the scheme since December 2023.**

**Diipesh Shah is managing the scheme since December 2023.**

**DSP Nifty Smallcap250 Quality 50 Index Fund**

Period	DSP Nifty Smallcap250 Quality 50 Index Fund	Growth of Rs 10,000	Nifty Smallcap250 Quality 50 TRI*	Growth of Rs 10,000	Nifty 50 TRI#	Growth of Rs 10,000	Tracking Difference
1 year	4.50%	10,450	6.18%	10,618	6.65%	10,665	-1.68%
3 years	NA	NA	NA	NA	NA	NA	NA
5 years	NA	NA	NA	NA	NA	NA	NA
Since Inception	3.60%	10,454	4.98%	10,629	8.87%	11,126	-1.38%
NAV/Index Value	10.45		34,229.37		35,054.08		
Date of Allotment	Dec 26, 2023						

Since inception returns have been calculated from the date of allotment till 28th March, 2025

**FUND MANAGER - Anil Ghelani is managing the scheme since November 2021.**

**Diipesh Shah is managing the scheme since November 2021.**

**DSP Nifty 50 Equal Weight ETF**

Period	DSP Nifty 50 Equal Weight ETF	Growth of Rs. 10000	NIFTY 50 Equal Weight Index TRI*	Growth of Rs. 10000	Nifty 50 TRI#	Growth of Rs. 10000	Tracking Difference
1 year	4.58%	10,458	4.94%	10,494	6.65%	10,665	-0.36%
3 years	15.49%	15,393	15.88%	15,550	11.77%	13,956	-0.39%
5 years	NA	NA	NA	NA	NA	NA	NA
Since Inception	12.42%	14,864	12.81%	15,039	9.33%	13,528	-0.39%
NAV/Index Value	301.00		49,759.33		35,054.08		
Date of Allotment	Nov 08, 2021						

Since inception returns have been calculated from the date of allotment till 28th March, 2025

**FUND MANAGER - Anil Ghelani is managing the scheme since January 2023.**

**Diipesh Shah is managing the scheme since January 2023.**

**DSP NIFTY BANK ETF**

Period	DSP NIFTY Bank ETF	Growth of Rs. 10000	Nifty Bank TRI*	Growth of Rs. 10000	Nifty 50 TRI#	Growth of Rs. 10000	Tracking Difference
1 year	10.48%	11,048	10.40%	11,040	6.65%	10,665	0.08%
3 years	NA	NA	NA	NA	NA	NA	NA
5 years	NA	NA	NA	NA	NA	NA	NA
Since Inception	8.78%	12,067	8.84%	12,081	13.33%	13,222	-0.06%
NAV/Index Value	52.25		71,343.24		35,054.08		
Inception Date	Jan 03, 2023						

Since inception returns have been calculated from the date of allotment till 28th March, 2025

**FUND MANAGER - Anil Ghelani is managing the scheme since July 2019.**

**Diipesh Shah is managing the scheme since November 2020**

**DSP NIFTY 1D Rate Liquid ETF**

Period	DSP NIFTY 1D Rate Liquid ETF	Growth of Rs 10,000	Nifty 1D Rate Index*	Growth of 10000	Crisil 1 Year T-Bill Index#	Growth of Rs 10,000	Tracking Difference
Last 7 days	6.03%	10,006	6.29%	10,007	8.51%	10,009	-0.26%
Last 15 days	5.99%	10,024	6.27%	10,025	8.24%	10,033	-0.28%
Last 1 month	5.90%	10,044	6.20%	10,046	7.12%	10,053	-0.30%
1 year	6.13%	10,613	6.65%	10,665	7.49%	10,749	-0.52%
3 years	5.86%	11,860	6.33%	12,019	6.39%	12,037	-0.47%
5 years	4.57%	12,498	5.08%	12,805	5.51%	13,072	-0.51%
Since Inception	4.33%	13,477	5.28%	14,371	6.08%	15,152	-0.96%
NAV/Index Value	1,000.00		2,409.22		7,621.85		
Date of Allotment	Mar 14, 2018						

Since inception returns have been calculated from the date of allotment till 28th March, 2025

**FUND MANAGER - Anil Ghelani is managing the scheme since July 2019.**

**Diipesh Shah is managing the scheme since November 2020.**

**DSP NIFTY 50 Index Fund**

Period	DSP NIFTY 50 Index Fund	Growth of Rs. 10000	Nifty 50 TRI*	Growth of Rs 10,000	Nifty 50 TRI#	Growth of Rs. 10000	Tracking Difference
1 year	6.14%	10,614	6.65%	10,665	6.65%	10,665	-0.51%
3 years	11.27%	13,769	11.77%	13,956	11.77%	13,956	-0.50%
5 years	22.96%	28,070	23.72%	28,957	23.72%	28,957	-0.77%
Since Inception	14.28%	22,574	14.96%	23,416	14.96%	23,416	-0.69%
NAV/Index Value	22.57		35,054.08		35,054.08		
Date of Allotment	Feb 21, 2019						

Since inception returns have been calculated from the date of allotment till 28th March, 2025

**FOR MORE INFORMATION**

Contact Centre: 1800 208 4499 / 1800 200 4499

Email: [service@dspim.com](mailto:service@dspim.com)

Website: [www.dspim.com](http://www.dspim.com)

**FUND MANAGER - Anil Ghelani is managing the scheme since July 2019.**  
**Diipesh Shah is managing the scheme since November 2020.**

**DSP Nifty Next 50 Index Fund**

Period	DSP Nifty Next 50 Index Fund	Growth of Rs. 10000	Nifty Next 50 TRI <sup>^</sup>	Growth of Rs. 10000	Nifty 50 TRI <sup>#</sup>	Growth of Rs. 10000	Tracking Difference
1 year	3.84%	10,384	4.76%	10,476	6.65%	10,665	-0.91%
3 years	15.39%	15,353	16.18%	15,667	11.77%	13,956	-0.78%
5 years	24.34%	29,679	25.45%	31,037	23.72%	28,957	-1.12%
Since Inception	15.65%	24,286	16.71%	25,670	14.96%	23,416	-1.06%
NAV/Index Value	24.29		90,002.01		35,054.08		
Date of Allotment	Feb 21, 2019						

Since inception returns have been calculated from the date of allotment till 28th March, 2025

**FUND MANAGER - Anil Ghelani is managing the scheme since September 2024.**  
**Diipesh Shah is managing the scheme since September 2024.**

**DSP Nifty Top 10 Equal Weight Index Fund**

Period	DSP Nifty Top 10 Equal Weight Index Fund	Growth of Rs. 10000	Nifty Top 10 Equal Weight TRI <sup>^</sup>	Growth of Rs. 10000	Nifty 50 TRI <sup>#</sup>	Growth of Rs. 10000	Tracking Difference
6 Month	-4.87%	9,513	-4.33%	9,567	-8.51%	9,149	-0.54%
NAV/Index Value	9.60		12,169.41		35,054.08		
Inception Date	Sep 05, 2024						

Since inception returns have been calculated from the date of allotment till 28th March, 2025

**FUND MANAGER - Anil Ghelani is managing the scheme since September 2024.**  
**Diipesh Shah is managing the scheme since September 2024.**

**DSP Nifty Top 10 Equal Weight ETF**

Period	DSP Nifty Top 10 Equal Weight ETF	Growth of Rs. 10000	Nifty Top 10 Equal Weight TRI <sup>^</sup>	Growth of Rs. 10000	Nifty 50 TRI <sup>#</sup>	Growth of Rs. 10000	Tracking Difference
6 Month	-4.36%	9,564	-4.33%	9,567	-8.51%	9,149	-0.04%
NAV/Index Value	93.71		12,169.41		35,054.08		
Inception Date	Sep 05, 2024						

Since inception returns have been calculated from the date of allotment till 28th March, 2025

**FUND MANAGER - Anil Ghelani is managing the scheme since May 2024.**  
**Diipesh Shah is managing the scheme since May 2024.**

**DSP Nifty Bank Index Fund**

Period	DSP Nifty Bank Index Fund	Growth of Rs. 10000	Nifty Bank TRI <sup>^</sup>	Growth of Rs. 10000	Nifty 50 TRI <sup>#</sup>	Growth of Rs. 10000	Tracking Difference
6 Month	-3.13%	9,687	-2.67%	9,733	-8.51%	9,149	-0.46%
NAV/Index Value	10.47		71,343.24		35,054.08		
Inception Date	May 31, 2024						

Since inception returns have been calculated from the date of allotment till 28th March, 2025

Note: (a) TRI – Total Return Index.

(b) <sup>^</sup>Scheme Benchmark. <sup>#</sup>Standard Benchmark. Based on investment of ₹10,000 made at Inception. All data for Regular plan Growth option; Dierent plans shall have a dierent expense structure. NAV/ Index Value as on 28th March, 2025.

(c) Past performance may or may not be sustained in future and should not be used as a basis for comparison with other investments.

(d) Returns above 1 year are Compounded Annualized

(e) Load is not taken into consideration for computation of performance.

(f) Period for which fund's performance has been provided is computed based on last day of the month-end preceding the date of advertisement

**Direct Plan Growth Option - Scheme performance in SEBI prescribed format and performance of other schemes managed by the same fund manager**

**FUND MANAGER - Anil Ghelani is managing the scheme since July 2019.**  
**Dipesh Shah is managing the scheme since November 2020.**

**DSP Nifty 50 Equal Weight Index Fund**

Period	DSP Nifty 50 Equal Weight Index Fund	Growth of Rs. 10000	NIFTY 50 Equal Weight Index TRI <sup>^</sup>	Growth of Rs. 10,000	Nifty 50 TRI <sup>#</sup>	Growth of Rs. 10000	Tracking Difference
1 year	4.40%	10,440	4.94%	10,494	6.65%	10,665	-0.54%
3 years	15.33%	15,327	15.88%	15,550	11.77%	13,956	-0.56%
5 years	28.71%	35,278	29.43%	36,274	23.72%	28,957	-0.72%
Since Inception	12.63%	24,201	13.51%	25,655	13.26%	25,232	-0.89%
NAV/Index Value	24.20		49,759.33		35,054.08		
Date of Allotment	Oct 23, 2017						

Since inception returns have been calculated from the date of allotment till 28th March, 2025

**FOR MORE INFORMATION**

Contact Centre: 1800 208 4499 / 1800 200 4499

Email: service@dspim.com

Website: www.dspim.com

**FUND MANAGER - Anil Ghelani is managing the scheme since November 2023.**

**Diipesh Shah is managing the scheme since November 2023.**

**DSP Gold ETF Fund of Fund**

Period	DSP Gold ETF Fund of Fund	Growth of Rs 10,000	Scheme Benchmark <sup>^</sup>	Growth of Rs 10,000	Nifty 50 TRI <sup>#</sup>	Growth of Rs 10,000
1 year	30.80%	13,080	32.40%	13,240	6.65%	10,665
3 years	NA	NA	NA	NA	NA	NA
5 years	NA	NA	NA	NA	NA	NA
Since Inception	29.25%	14,182	31.76%	14,557	14.95%	12,089
NAV/Index Value	14.18		88,69,100.00		35,054.08	
Inception Date	Nov 17, 2023					

<sup>^</sup> Domestic Price of Physical Gold (based on London Bullion Market Association (LBMA) gold daily spot fixing price). Since inception returns have been calculated from the date of allotment till 28th March, 2025

**FUND MANAGER - Anil Ghelani is managing the scheme since August 2022.**

**Diipesh Shah is managing the scheme since August 2022.**

**DSP Nifty Midcap 150 Quality 50 Index Fund**

Period	DSP Nifty Midcap 150 Quality 50 Index Fund	Growth of Rs 10,000	Nifty Midcap 150 Quality 50 TRI <sup>^</sup>	Growth of Rs 10,000	Nifty 50 TRI <sup>#</sup>	Growth of Rs 10,000	Tracking Difference
1 year	9.12%	10,912	9.42%	10,942	6.65%	10,665	-0.30%
3 years	NA	NA	NA	NA	NA	NA	NA
5 years	NA	NA	NA	NA	NA	NA	NA
Since Inception	11.52%	13,350	11.63%	13,383	13.28%	13,914	-0.10%
NAV/Index Value	13.35		29,508.01		35,054.08		
Date of Allotment	Aug 4, 2022						

Since inception returns have been calculated from the date of allotment till 28th March, 2025

**FUND MANAGER - Anil Ghelani is managing the scheme since December 2023.**

**Diipesh Shah is managing the scheme since December 2023.**

**DSP Nifty Smallcap250 Quality 50 Index Fund**

Period	DSP Nifty Smallcap250 Quality 50 Index Fund	Growth of Rs 10,000	Nifty Smallcap250 Quality 50 TRI <sup>^</sup>	Growth of Rs 10,000	Nifty 50 TRI <sup>#</sup>	Growth of Rs 10,000	Tracking Difference
1 year	5.24%	10,524	6.18%	10,618	6.65%	10,665	-0.95%
3 years	NA	NA	NA	NA	NA	NA	NA
5 years	NA	NA	NA	NA	NA	NA	NA
Since Inception	4.33%	10,547	4.98%	10,629	8.87%	11,126	-0.65%
NAV/Index Value	10.55		34,229.37		35,054.08		
Date of Allotment	Dec 26, 2023						

Since inception returns have been calculated from the date of allotment till 28th March, 2025

**FUND MANAGER - Anil Ghelani is managing the scheme since July 2019.**

**Diipesh Shah is managing the scheme since November 2020.**

**DSP NIFTY 50 Index Fund**

Period	DSP NIFTY 50 Index Fund	Growth of Rs. 10000	Nifty 50 TRI <sup>^</sup>	Growth of Rs 10,000	Nifty 50 TRI <sup>#</sup>	Growth of Rs. 10000	Tracking Difference
1 year	6.38%	10,638	6.65%	10,665	6.65%	10,665	-0.27%
3 years	11.50%	13,853	11.77%	13,956	11.77%	13,956	-0.28%
5 years	23.20%	28,347	23.72%	28,957	23.72%	28,957	-0.53%
Since Inception	14.50%	22,847	14.96%	23,416	14.96%	23,416	-0.46%
NAV/Index Value	22.85		35,054.08		35,054.08		
Date of Allotment	Feb 21, 2019						

Since inception returns have been calculated from the date of allotment till 28th March, 2025

**FUND MANAGER - Anil Ghelani is managing the scheme since July 2019.**

**Diipesh Shah is managing the scheme since November 2020.**

**DSP Nifty Next 50 Index Fund**

Period	DSP Nifty Next 50 Index Fund	Growth of Rs. 10000	Nifty Next 50 TRI <sup>^</sup>	Growth of Rs. 10000	Nifty 50 TRI <sup>#</sup>	Growth of Rs. 10000	Tracking Difference
1 year	4.25%	10,425	4.76%	10,476	6.65%	10,665	-0.51%
3 years	15.78%	15,506	16.18%	15,667	11.77%	13,956	-0.40%
5 years	24.73%	30,152	25.45%	31,037	23.72%	28,957	-0.72%
Since Inception	16.02%	24,755	16.71%	25,670	14.96%	23,416	-0.69%
NAV/Index Value	24.76		90,002.01		35,054.08		
Date of Allotment	Feb 21, 2019						

Since inception returns have been calculated from the date of allotment till 28th March, 2025

**FUND MANAGER – Anil Ghelani is managing the scheme since May 2024.**

**Diipesh Shah is managing the scheme since May 2024.**

**DSP Nifty Bank Index Fund**

Period	DSP Nifty Bank Index Fund	Growth of Rs. 10000	Nifty Bank TRI ^	Growth of Rs. 10000	Nifty 50 TRI*	Growth of Rs. 10000	Tracking Difference
6 Month	-2.81%	9,719	-2.67%	9,733	-8.51%	9,149	-0.15%
NAV/Index Value	10.53		71,343.24		35,054.08		
Inception Date				May 31, 2024			

Since inception returns have been calculated from the date of allotment till 28th March, 2025

**FUND MANAGER – Anil Ghelani is managing the scheme since September 2024.**

**Diipesh Shah is managing the scheme since September 2024.**

**DSP Nifty Top 10 Equal Weight Index Fund**

Period	DSP Nifty Top 10 Equal Weight Index Fund	Growth of Rs. 10000	Nifty Top 10 Equal Weight TRI ^	Growth of Rs. 10000	Nifty 50 TRI*	Growth of Rs. 10000	Tracking Difference
6 Month	-4.54%	9,546	-4.33%	9,567	-8.51%	9,149	-0.21%
NAV/Index Value	9.64		12,169.41		35,054.08		
Inception Date				Sep 05, 2024			

Since inception returns have been calculated from the date of allotment till 28th March, 2025

Note: (a) TRI – Total Return Index.

(b) ^Scheme Benchmark. #Standard Benchmark. Based on investment of ₹10,000 made at Inception. All data for Direct plan Growth option; Dierent plans shall have a dierent expense structure. NAV/ Index Value as on 28th March, 2025.

(c) Past performance may or may not be sustained in future and should not be used as a basis for comparison with other investments.

(d) Returns above 1 year are Compounded Annualized

(e) Load is not taken into consideration for computation of performance.

(f) Period for which fund's performance has been provided is computed based on last day of the month-end preceding the date of advertisement

\*Income Distribution cum Capital Withdrawal. @Source: Internal, Data as on March 31st, 2025. Past performance may or may not be sustained in future. In the preparation of the material contained in this document, DSP Asset Managers Private limited ("AMC") has used information that is publicly available, including information developed in-house. The AMC however does not warrant the accuracy, reasonableness and / or completeness of any information. The data/statistics are given to explain general market trends in the securities market, it should not be construed as any research report/research recommendation. We have included statements / opinions / recommendations in this document, which contain words, or phrases that may be construed "forward looking statements". Actual results may differ materially from those suggested by the forward looking statements due to risk or uncertainties associated with our expectations with respect to, but not limited to, exposure to market risks, general economic and political conditions in India and other countries globally, which have an impact on our services and / or investments, the monetary and interest policies of India, inflation, deflation, unanticipated turbulence in interest rates, foreign exchange rates, equity prices or other rates or prices etc. All figures and other data given in this document are dated as on March 31st, 2025. and the same may or may not be relevant in future. Investors are advised to consult their own legal, tax and financial advisors to determine possible tax, legal and other financial implication or consequence of subscribing to the units of the DSP Mutual Fund ("Fund"). **The sector(s) mentioned in this document do not constitute any recommendation of the same and the Fund may or may not have any future position in these sector(s). Past performance may or may not be sustained in future and should not be used as a basis for comparison with other investments.** The portfolio of the scheme is subject to changes within the provisions of the Scheme Information Document (SID) of the scheme. Please refer to the SID for investment pattern, strategy and risk factors. The Strategy /approach mentioned has been currently followed by the Scheme and the same may change in future depending on market conditions and other factors. **There is no assurance of any returns/capital protection/capital guarantee to the investors in this Scheme.** NSE Indices Ltd Disclaimer: Nifty 50 Equal Weight TRI Index is not sponsored, endorsed, sold or promoted by NSE Indices Limited (formerly known as India Index Services & Products Limited ("IISL")). NSE Indices Ltd does not make and expressly disclaims any representation or warranty, express or implied (including warranties of merchantability or fitness for particular purpose or use) regarding the advisability of investing in the products linked to Nifty 50 Equal Weight TRI or particularly in the ability of the Nifty 50 Equal Weight TRI to track general stock market performance in India. Please read the full Disclaimers in relation to the Nifty 50 Equal Weight TRI in the Offer Document. For index disclaimer, [Click here](#)

**FOR MORE INFORMATION**

Contact Centre: 1800 208 4499 / 1800 200 4499

Email: [service@dspim.com](mailto:service@dspim.com)

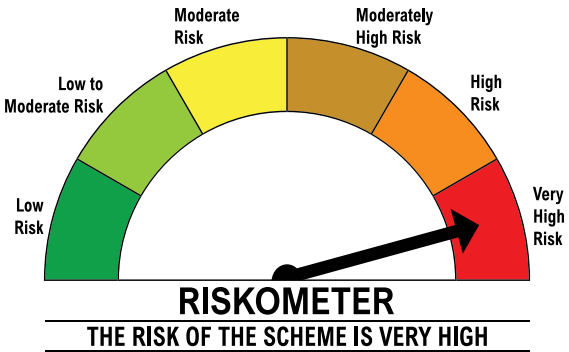
Website: [www.dspim.com](http://www.dspim.com)

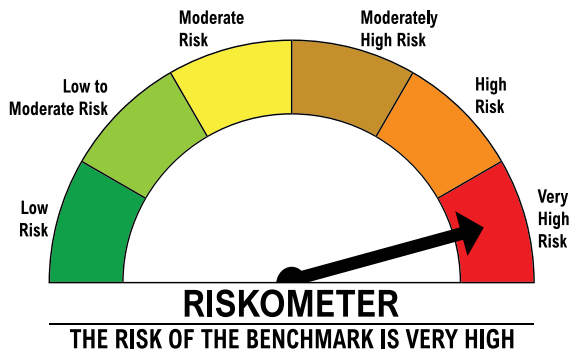


Scheme

DSP Nifty 50 Equal Weight Index Fund

An open ended scheme replicating Nifty 50 equal weight index

PRODUCT SUITABILITY	SCHEME RISKOMETER
<p>This Product is suitable for investors who are seeking#</p> <ul style="list-style-type: none"><li>Long-term capital growth</li><li>Returns that are commensurate with the performance of NIFTY 50 Equal Weight Index TRI, subject to tracking error.</li></ul>	 <p><b>RISKOMETER</b> THE RISK OF THE SCHEME IS VERY HIGH</p>

BENCHMARK NAME	BENCHMARK RISKOMETER
<p>Nifty 50 Equal Weight Index TRI</p>	 <p><b>RISKOMETER</b> THE RISK OF THE BENCHMARK IS VERY HIGH</p>

#Investors should consult their financial advisors if in doubt about whether the scheme is suitable for them.

Mutual Fund investments are subject to market risks, read all scheme related documents carefully.

FOR MORE INFORMATION

Contact Centre: 1800 208 4499 / 1800 200 4499

Email: [service@dspim.com](mailto:service@dspim.com)

Website: [www.dspim.com](http://www.dspim.com)