

DSP HEALTHCARE FUND

An open ended equity scheme investing in healthcare and pharmaceutical sector

- » Invests in companies which would benefit from growing demand in healthcare driven by rising incomes, increasing awareness and ability to spend more on health, increased export opportunities and a positive regulatory environment
 - » Portfolio is currently mid and small cap oriented to capture disproportionate correction in mid/small cap stocks vs large cap health care stocks as these companies are poised to benefit from earnings growth and are more reasonably valued today than earlier.
 - » Access to international healthcare stocks upto 25%^ . Low correlation between Indian and US Healthcare may help reduce volatility and may deliver better return per unit of risk.
- ^The scheme may invest upto 25% of its net assets in foreign assets/securities. However, the scheme currently intends to largely invest in US Healthcare securities.

SIP Performance Regular plan Growth option

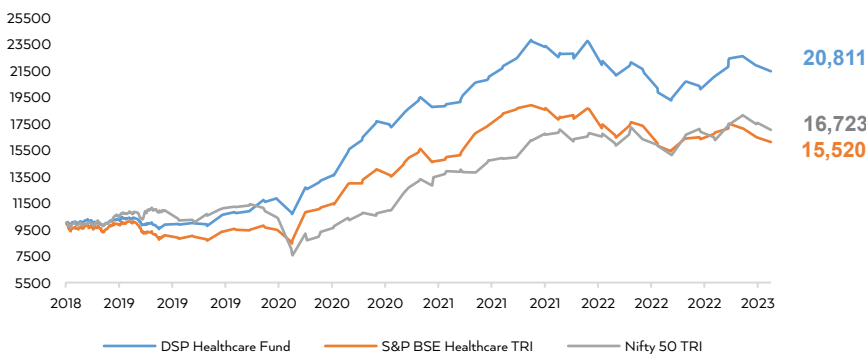
Period	Total Amount Invested [§] (₹.'000)	Market Value (₹.'000)	Benchmark Market Value (₹.'000)	SIP Returns (%)	Benchmark SIP Returns (%)
1 year	24	24	22	-2.79%	-11.71%
3 year	72	80	75	7.08%	2.31%
Inception	104	145	127	15.46%	9.18%

[§]Assuming ₹2000 invested per month

Source: Internal, Data as on February 28, 2023

Scheme benchmark S&P BSE HEALTHCARE TRI Past performance may or may not be sustained in future and should not be used as a basis for comparison with other investments. For scheme performance in SEBI prescribed format and performance of other schemes managed by the same fund manager, please [click here](#)

Lumpsum Performance - ₹10,000 invested at inception



Source: Internal, Data as on February 28, 2023

Scheme Benchmark. S&P BSE HEALTHCARE TRI Standard Benchmark. Nifty 50 TRI Based on investment of ₹10,000 made at inception. All returns are for Regular Plan - Growth Option. Date of allotment November 30, 2018. Past performance may or may not be sustained in future and should not be used as a basis for comparison with other investments. For scheme performance in SEBI prescribed format and performance of other schemes managed by the same fund manager, please [click here](#)



Inception November 30, 2018

4 years 3 months



Benchmark

S&P BSE HEALTHCARE TRI



AUM (₹. Cr.)

1,197.58



Goal

Capital Appreciation



Exit Load

<=12 months: 1%

> 12 months: Nil

No exit load shall be levied in case of switch of investment from Regular Plan to Direct Plan and vice versa.

Minimum investment and additional purchase ₹ 500 /- & any amount Thereafter

Options: | Growth | IDCW*

Source: Internal, Data as on February 28, 2023

Fund Managers



Chirag Dagli

Total work experience of 21 years.
Managing this Scheme since December 2020



Vinit Sambre

Total work experience of 23 years.
Managing this Scheme since November 2018



Jay Kothari

Total work experience of 20 years. Managing this Scheme since November 2018
(Dedicated Fund Manager for overseas investments)

Top 4 Sectors@



71%

Pharmaceuticals & Biotechnology



15%

Healthcare Services



8%

Healthcare Equipment & Supplies



2%

Insurance

Top 5 Stocks@

% to Net Assets

Sun Pharmaceutical Industries Limited 17%

Cipla Limited 9%

Apollo Hospitals Enterprise Limited 7%

Procter & Gamble Health Limited 6%

Lupin Limited 6%

Risk Statistics[@]

Standard Deviation 18.85	Beta 0.79	R-squared 88.40%	Sharpe Ratio 0.73
-----------------------------	--------------	---------------------	----------------------

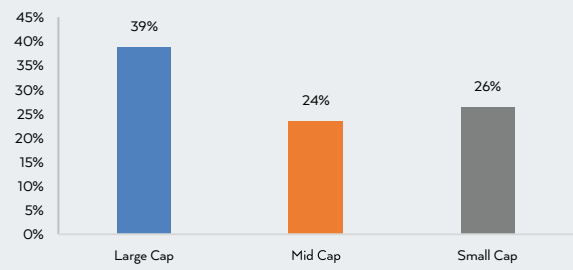
Rolling Return[@]

	3 Year	1 Year
DSP Healthcare Fund		
Minimum (%)	19.3	-15.2
Maximum (%)	32.9	94.1
Average (%)	27.4	29.0
% times negative returns		24.2
% of times returns are in excess of 7%	100.0	73.6

- The frequency of calculating rolling returns in the above table is 1 years rolling returns on a daily basis since the inception of the fund.
- To illustrate, 1 year column shows average, minimum and maximum 1 year rolling returns (calculated on daily basis) an investor would have received if the investor had invested in the fund anytime since inception.
- '% times negative returns' shows %times 1 years rolling returns have been negative since inception of the fund.

All returns are for Regular Plan - Growth Option. Past performance may or may not be sustained in future and should not be used as a basis for comparison with other investments. For scheme performance in SEBI prescribed format and performance of other schemes managed by the same fund manager, please [click here](#)

Market Capitalization[@]



The Market Capitalisation is as follows

Large-Cap: 1st -100th company in terms of full market capitalization

Mid Cap: 101st -250th company in terms of full market capitalization

Small Cap: 251st company onwards in terms of full market capitalization

^{*}Income Distribution cum Capital Withdrawal. [@]Source: Internal, Data as on February 28, 2023. In the preparation of the material contained in this document, DSP Investment Managers Private Limited ("AMC") has used information that is publicly available, including information developed in-house. The AMC however does not warrant the accuracy, reasonableness and / or completeness of any information. The data/statistics are given to explain general market trends in the securities market, it should not be construed as any research report/research recommendation. We have included statements / opinions / recommendations in this document, which contain words, or phrases such as "will", "expect", "should", "believe" and similar expressions or variations of such expressions, that are "forward looking statements". Actual results may differ materially from those suggested by the forward looking statements due to risk or uncertainties associated with our expectations with respect to, but not limited to, exposure to market risks, general economic and political conditions in India and other countries globally, which have an impact on our services and / or investments, the monetary and interest policies of India, inflation, deflation, unanticipated turbulence in interest rates, foreign exchange rates, equity prices or other rates or prices etc. All figures and other data given in this document are dated as on February 28, 2023 and the same may or may not be relevant in future. Investors are advised to consult their own legal, tax and financial advisors to determine possible tax, legal and other financial implication or consequence of subscribing to the units of the DSP Mutual Fund ("Fund"). **The sector(s)/stock(s)/issuer(s) mentioned in his document do not constitute any recommendation of the same and the Fund may or may not have any future position in these sector(s)/stock(s)/issuer(s). Past performance may or may not be sustained in future and should not be used as a basis for comparison with other investments.** The portfolio of the scheme is subject to changes within the provisions of the Scheme Information Document (SID) of the scheme. Please refer to the SID for investment pattern, strategy and risk factors. The strategy/approach mentioned has been currently followed by the Scheme and the same may change in future depending on market conditions and other factors. For Index disclaimer [click here](#). **There is no assurance of any returns/capital protection/capital guarantee to the investors in this Scheme.**

FOR MORE INFORMATION

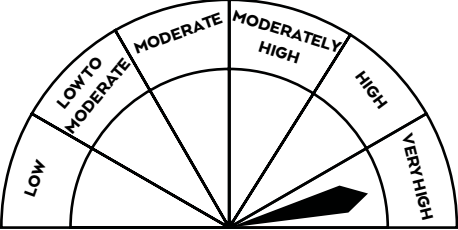
Contact Centre: 1800 208 4499 / 1800 200 4499

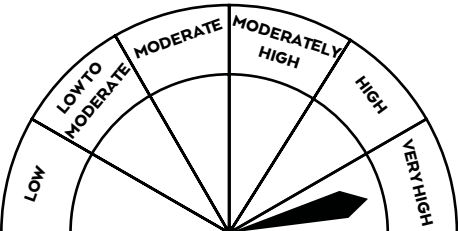
Email: service@dspim.com

Website: www.dspim.com

Scheme**DSP Healthcare Fund**

An open ended equity scheme investing in healthcare and pharmaceutical sector

PRODUCT SUITABILITY	SCHEME RISKOMETER
<p>This Open Ended Equity Scheme is suitable for investors who are seeking[#]</p> <ul style="list-style-type: none"> • Long term capital growth • Investment in equity and equity related Securities of healthcare and pharmaceutical companies 	 <p>RISKOMETER</p> <p>INVESTORS UNDERSTAND THAT THEIR PRINCIPAL WILL BE AT VERY HIGH RISK</p>

PRIMARY BENCHMARK NAME	PRIMARY BENCHMARK RISKOMETER
<p>S&P BSE HEALTHCARE TRI</p>	 <p>RISKOMETER</p> <p>INVESTORS UNDERSTAND THAT THEIR PRINCIPAL WILL BE AT VERY HIGH RISK</p>

[#]Investors should consult their financial advisors if in doubt about whether the scheme is suitable for them.

Mutual Fund investments are subject to market risks, read all scheme related documents carefully.

FOR MORE INFORMATION

Contact Centre: 1800 208 4499 / 1800 200 4499

Email: service@dspim.com

Website: www.dspim.com